BELGIAN ENDURANCE CHAMPIONSHIP BELCAR

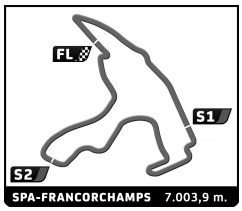

BELCAR ENDURANCE CHAMPIONSHIP
SPA RACING FESTIVAL
RACE

Sector Analysis

Personal Best | Session Best | **B** Crossing the finish line in pit lane

1 — Aqua Protect Racing Team — Norma M20 FC 2
1.David HOUTHOOFD 3.Kris COOLS
2.François BOUILLON

Lap	D	Time	Sector 1	Sector 2	Sector 3	T. Spd	Elapsed
1	1	2:29.948	44.961	1:06.497	38.490	230.8	2:29.948
2	1	2:25.970	42.484	1:05.207	38.279	237.9	4:55.918
3	1	2:25.210	42.352	1:04.532	38.326	235.8	7:21.128
4	1	2:25.448	42.370	1:04.016	39.062	236.3	9:46.576
5	1	2:23.726	42.303	1:03.404	38.019	232.8	12:10.302
6	1	2:26.843	44.061	1:04.170	38.612	225.0	14:37.145
7	1	2:22.823	42.195	1:02.431	38.197	234.8	16:59.968
8	1	2:23.223	42.370	1:02.670	38.183	232.8	19:23.191
9	1	2:23.936	42.405	1:02.892	38.639	234.3	21:47.127
10	1	2:26.499	42.003	1:05.513	38.983	240.0	24:13.626
11	1	2:24.329	42.002	1:03.718	38.609	237.9	26:37.955
12	1	2:24.629	42.689	1:03.512	38.428	234.3	29:02.584
13	1	2:26.700	42.141	1:05.540	39.019	240.0	31:29.284
14	1	2:24.886	41.816	1:04.731	38.339	239.5	33:54.170
15	1	2:24.590	42.271	1:03.724	38.595	235.3	36:18.760
16	1	2:24.870	42.209	1:04.373	38.288	234.8	38:43.630
17	1	2:25.429	42.292	1:04.205	38.932	233.3	41:09.059
18	1	2:24.848	42.358	1:04.091	38.399	232.8	43:33.907
19	1	2:25.364	42.287	1:04.312	38.765	233.3	45:59.271
20	1	2:25.220	42.276	1:04.498	38.446	232.8	48:24.491
21	1	2:25.573	42.705	1:04.285	38.583	233.3	50:50.064
22	1	2:25.758	42.309	1:05.088	38.361	238.4	53:15.822
23	1	2:26.409	42.506	1:05.439	38.464	236.3	55:42.231
24	1	2:25.971	41.882	1:05.554	38.535	236.8	58:08.202
25	1	2:25.781	42.296	1:04.736	38.749	232.8	1:00:33.983
26	1	2:25.292	42.212	1:04.573	38.507	234.3	1:02:59.275
27	1	2:25.889	42.170	1:05.302	38.417	235.3	1:05:25.164
28	1	2:27.423	41.997	1:06.323	39.103	238.4	1:07:52.587
29	1	2:30.022	41.762	1:10.063	38.197	237.9	1:10:22.609
30	1	2:29.217	43.569	1:06.932	38.716	237.4	1:12:51.826
31	1	2:28.149	43.778	1:05.527	38.844	231.3	1:15:19.975
32	1	2:28.365	43.023	1:06.373	38.969	232.8	1:17:48.340
33	1	3:57.510	2:10.711	1:06.866	39.933	216.9	1:21:45.850
34	1	2:28.888	43.521	1:05.770	39.597	231.3	1:24:14.738
35	1	2:27.972	43.321	1:05.517	39.134	230.8	1:26:42.710
36	1	2:30.045	43.867	1:07.100	39.078	233.8	1:29:12.755
37	1	2:55.248	47.660	1:19.869	47.719	204.2	1:32:08.003
38	1	4:31.839	2:13.694	1:27.582	50.563	225.5	1:36:39.842
39	1	3:10.264	53.523	1:25.368	51.373	160.5	1:39:50.106
40	1	3:06.205	52.873	1:24.493	48.839	162.9	1:42:56.311
41	1	3:21.215	50.925	1:24.313	1:05.977	197.4	1:46:17.526
42	1	3:39.929	1:05.682	1:36.340	57.907	126.2	1:49:57.455
43	1	2:29.638	43.401	1:07.143	39.094	233.8	1:52:27.093
44	1	2:25.155	42.944	1:03.518	38.693	231.8	1:54:52.248
45	1	2:25.824	42.684	1:04.200	38.940	232.3	1:57:18.072
46	1	2:24.377	43.023	1:02.811	38.543	230.3	1:59:42.449
47	1	2:48.720	1:06.551	1:04.072	38.097	223.6	2:02:31.169
48	1	2:26.085	42.032	1:05.377	38.676	240.0	2:04:57.254
49	1	2:25.531	42.513	1:03.569	39.449	232.3	2:07:22.785
50	1	2:23.589	42.458	1:02.627	38.504	230.3	2:09:46.374
51	1	2:23.655	42.550	1:02.861	38.244	229.8	2:12:10.029
52	1	2:24.557	42.403	1:03.292	38.862	231.8	2:14:34.586
53	1	2:24.133	42.456	1:03.488	38.189	231.8	2:16:58.719
54	1	2:26.063	42.387	1:03.401	40.275	231.8	2:19:24.782
55	1	2:25.631	42.233	1:04.389	39.009	233.8	2:21:50.413
56	1	2:27.370	42.097	1:05.988	39.285	235.3	2:24:17.783
57	1	2:26.303	43.856	1:03.995	38.452	229.8	2:26:44.086
58	1	2:25.287	42.195	1:04.449	38.643	235.3	2:29:09.373
59	1	2:25.791	42.376	1:05.132	38.283	234.3	2:31:35.164
60	1	2:24.350	42.341	1:03.423	38.586	235.3	2:33:59.514
61	1	2:24.861	42.221	1:04.392	38.248	236.3	2:36:24.375
62	1	2:24.367	42.086	1:03.871	38.410	242.7	2:38:48.742
63	1	2:23.774	42.237	1:03.333	38.204	232.8	2:41:12.516
64	1	2:23.695	42.087	1:03.435	38.173	234.3	2:43:36.211
65	1	2:24.482	41.978	1:04.300	38.204	236.8	2:46:00.693
66	1	2:24.870	41.947	1:04.442	38.481	234.8	2:48:25.563
67	1	2:25.115	42.414	1:04.546	38.155	237.4	2:50:50.678
68	1	2:24.723	42.080	1:04.016	38.627	235.3	2:53:15.401
69	1	2:25.021	42.318	1:04.424	38.279	233.8	2:55:40.422
70	1	2:27.346	42.098	1:06.224	39.024	235.8	2:58:07.768

2 — Russel Racing by DVB Racing — Norma M20 FC 2
1.Frank THIERS 3.Jeffrey VAN HOOYDONK
2.Hans THIERS 4.Gilles MAGNUS

Lap	D	Time	Sector 1	Sector 2	Sector 3	T. Spd	Elapsed
1	3	2:35.402	48.783	1:08.060	38.559	209.7	2:35.402
2	3	2:24.787	42.833	1:03.391	38.563	234.3	5:00.189
3	3	2:27.279	42.880	1:05.480	38.919	235.3	7:27.468
4	3	2:27.939	42.459	1:06.274	39.206	236.3	9:55.407
5	3	2:25.282	43.352	1:03.493	38.437	233.3	12:20.689
6	3	2:24.374	42.082	1:04.070	38.222	238.9	14:45.063
7	3	2:21.485	42.132	1:01.439	37.914	237.9	17:06.548
8	3	2:21.792	41.958	1:01.318	38.516	233.8	19:28.340
9	3	2:22.056	41.890	1:01.807	38.359	236.8	21:50.396
10	3	2:24.353	43.345	1:02.332	38.676	233.3	24:14.749
11	3	2:24.563	41.810	1:03.109	39.644	241.1	26:39.312
12	3	2:23.381	41.744	1:03.430	38.207	238.9	29:02.693
13	3	2:26.271	42.799	1:05.123	38.349	242.2	31:28.964
14	3	2:23.420	41.753	1:02.626	39.041	237.4	33:52.384
15	3	2:21.880	41.860	1:02.233	37.787	236.3	36:14.264
16	3	2:23.109	41.821	1:03.354	37.934	237.9	38:37.373
17	3	2:23.559	42.453	1:03.287	37.819	235.3	41:00.932
18	3	2:22.768	41.668	1:03.182	37.918	236.8	43:23.700
19	3	2:24.133	41.974	1:04.244	37.915	238.4	45:47.833
20	3	2:24.765	41.946	1:05.012	37.807	237.9	48:12.598
21	3	2:27.238	42.057	1:05.854	39.327	238.9	50:39.836
22	3	2:25.910	42.148	1:06.098	37.664	241.6	53:05.746
23	3	2:22.902	41.422	1:01.850	39.630	238.9	55:28.648
24	3	2:24.191	42.242	1:03.395	38.554	236.8	57:52.839
25	3	2:22.757	41.598	1:02.913	38.246	238.4	1:00:15.596
26	3	2:23.004	41.551	1:02.274	39.179	238.9	1:02:38.600
27	3	2:26.857	44.444	1:04.468	37.945	237.4	1:05:05.457
28	3	2:22.457	41.476	1:02.920	38.061	240.5	1:07:27.914
29	3	2:22.427	41.639	1:02.954	37.834	237.9	1:09:50.341
30	3	2:22.768	41.613	1:02.936	38.219	237.9	1:12:13.109
31	3	2:26.055	41.659	1:05.639	38.757	237.4	1:14:39.164
32	2	4:43.063	2:54.807	1:08.843	39.413	225.9	1:19:22.227
33	2	2:29.806	44.146	1:06.748	38.912	233.8	1:21:52.033
34	2	2:31.225	44.072	1:07.397	39.756	230.3	1:24:23.258
35	2	2:27.319	43.579	1:04.784	38.956	231.3	1:26:50.577
36	2	2:28.217	43.410	1:05.574	39.233	232.8	1:29:18.794
37	2	2:52.364	45.081	1:19.530	47.753	218.2	1:32:11.158
38	2	3:01.026	51.629	1:21.284	48.113	183.7	1:35:12.184
39	4	4:29.119	2:08.529	1:18.411	1:02.179	217.3	1:39:41.303
40	4	2:50.082	47.143	1:14.907	48.032	183.1	1:42:31.385

ROYAL AUTOMOBILE CLUB SPA

racing FESTIVAL

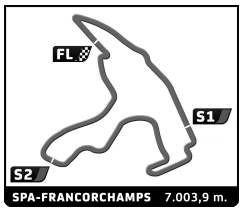

BELCAR ENDURANCE CHAMPIONSHIP

SPA RACING FESTIVAL

RACE

Sector Analysis

Personal Best | Session Best | **B** Crossing the finish line in pit lane

Lap	D	Time	Sector 1	Sector 2	Sector 3	T. Spd	Elapsed
41	4	3:41.402	53.610	1:16.674	1:31.118	183.4	1:46:12.787
42	4	3:38.403	1:06.417	1:36.162	55.824	131.4	1:49:51.190
43	4	2:26.689	45.073	1:03.837	37.779	229.3	1:52:17.879
44	4	2:22.469	41.528	1:01.585	39.356	237.9	1:54:40.348
45	4	2:21.451	42.035	1:01.592	37.824	238.4	1:57:01.799
46	4	2:22.370	41.833	1:01.350	39.187	236.3	1:59:24.169
47	4	2:21.628	41.423	1:01.843	38.362	236.8	2:01:45.797
48	4	2:21.854	41.355	1:02.390	38.109	238.4	2:04:07.651
49	4	2:20.780	41.894	1:01.132	37.754	236.3	2:06:28.431
50	4	2:20.977	41.537	1:01.529	37.911	237.4	2:08:49.408
51	4	2:25.814	41.536	1:06.406	37.872	238.4	2:11:15.222
52	4	2:21.733	41.428	1:02.532	37.773	238.9	2:13:36.955
53	4	2:22.294	41.371	1:03.315	37.608	240.0	2:15:59.249
54	4	2:21.174	41.094	1:02.095	37.985	241.1	2:18:20.423
55	4	2:21.185	41.014	1:01.681	38.490	241.6	2:20:41.608
56	4	2:21.084	41.395	1:01.843	37.846	238.9	2:23:02.692
57	4	2:21.354	41.294	1:02.162	37.898	240.0	2:25:24.046
58	4	2:22.088	41.114	1:03.557	37.417	242.7	2:27:46.134
59	4	2:21.195	41.488	1:02.364	37.343	241.1	2:30:07.329
60	4	2:21.407	41.235	1:01.962	38.210	242.2	2:32:28.736
61	4	2:21.500	41.228	1:02.741	37.531	239.5	2:34:50.236
62	4	2:21.136	42.152	1:01.084	37.900	234.8	2:37:11.372
63	4	2:25.884	43.198	1:04.701	37.985	235.3	2:39:37.256
64	4	2:21.621	41.245	1:01.659	38.717	240.0	2:41:58.877
65	4	2:19.834	41.094	1:01.324	37.416	239.5	2:44:18.711
66	4	2:22.126	41.698	1:02.468	37.960	237.9	2:46:40.837
67	4	2:22.480	42.562	1:02.409	37.509	229.8	2:49:03.317
68	4	2:21.740	41.178	1:01.983	38.579	242.2	2:51:25.057
69	4	2:46.342	1:06.236	1:01.869	38.237	227.4	2:54:11.399
70	4	2:21.822	41.510	1:02.071	38.241	237.4	2:56:33.221

3 Speedlover — Porsche 991

1.Guy VERHEYEN
2.Chris MATTHEUS
3.Pieder DECURTINS

1

Lap	D	Time	Sector 1	Sector 2	Sector 3	T. Spd	Elapsed
1	2	2:41.908	50.510	1:12.041	39.357	228.3	2:41.908
2	2	2:31.187	42.633	1:09.398	39.156	248.3	5:13.095
3	2	2:30.774	42.155	1:08.966	39.653	244.3	7:43.869
4	2	2:31.201	43.129	1:08.151	39.921	241.1	10:15.070
5	2	2:30.125	42.754	1:08.473	38.898	257.8	12:45.195
6	2	2:30.159	41.882	1:08.920	39.357	258.4	15:15.354
7	2	2:32.501	43.888	1:09.647	38.966	251.2	17:47.855
8	2	2:30.901	42.552	1:09.276	39.073	246.0	20:18.756
9	2	2:31.159	42.423	1:09.527	39.209	251.2	22:49.915
10	2	2:32.316	42.246	1:10.149	39.921	250.6	25:22.231
11	2	2:30.602	41.979	1:09.103	39.520	254.7	27:52.833
12	2	2:32.235	42.172	1:09.706	40.357	252.3	30:25.068
13	2	2:33.059	42.032	1:10.578	40.449	251.7	32:58.127
14	2	2:31.831	42.233	1:09.898	39.700	256.5	35:29.958
15	2	2:31.543	42.388	1:09.883	39.272	240.0	38:01.501
16	2	2:32.387	42.512	1:10.159	39.716	252.3	40:33.888
17	2	2:32.148	42.407	1:09.425	40.316	256.5	43:06.036
18	2	2:31.039	42.340	1:09.505	39.194	255.3	45:37.075
19	2	2:30.995	42.004	1:10.115	38.876	248.8	48:08.070
20	2	2:32.801	41.940	1:10.098	40.763	257.1	50:40.871
21	2	2:33.925	42.327	1:11.582	40.016	260.9	53:14.796
22	2	2:35.394	43.881	1:12.025	39.488	228.3	55:50.190
23	3	4:17.827	2:23.153	1:14.517	40.157	223.6	1:00:08.017
24	3	2:33.902	43.217	1:10.911	39.774	251.2	1:02:41.919
25	3	2:33.083	43.311	1:10.533	39.239	256.5	1:05:15.002
26	3	2:32.657	42.057	1:09.981	40.619	260.2	1:07:47.659
27	3	2:33.774	42.507	1:10.755	40.512	242.2	1:10:21.433
28	3	2:38.116	44.387	1:13.485	40.244	247.1	1:12:59.549
29	3	2:33.700	42.599	1:11.152	39.949	254.7	1:15:33.249
30	3	2:31.720	42.392	1:09.841	39.487	260.9	1:18:04.969
31	3	2:32.057	42.728	1:10.035	39.294	256.5	1:20:37.026
32	3	2:31.248	42.275	1:09.669	39.304	253.5	1:23:08.274
33	3	2:34.781	43.293	1:12.105	39.383	223.6	1:25:43.055
34	3	2:30.593	42.019	1:09.264	39.310	259.0	1:28:13.648
35	3	2:37.260	43.884	1:11.701	41.675	242.2	1:30:50.908
36	3	3:42.243	44.516	1:32.099	1:25.628	244.9	1:34:33.151
37	1	5:21.691	3:07.847	1:21.159	52.685	173.1	1:39:54.842
38	1	3:05.391	50.755	1:24.328	50.308	165.9	1:43:00.233
39	1	3:22.098	50.326	1:23.237	1:08.535	173.6	1:46:22.331
40	1	3:36.728	1:04.590	1:35.820	56.318	124.3	1:49:59.059
41	1	2:39.857	44.499	1:13.473	41.885	214.7	1:52:38.916
42	1	2:35.248	43.143	1:11.729	40.376	252.3	1:55:14.164
43	1	2:36.838	44.069	1:12.125	40.644	232.8	1:57:51.002
44	1	2:33.808	43.158	1:09.593	41.057	243.2	2:00:24.810
45	1	2:33.957	42.923	1:11.135	39.899	240.5	2:02:58.767
46	1	2:33.778	43.519	1:10.274	39.985	237.9	2:05:32.545
47	1	2:32.755	42.746	1:09.528	40.481	225.9	2:08:05.300
48	1	2:31.797	43.113	1:09.030	39.654	251.7	2:10:37.097
49	1	2:32.358	43.457	1:09.501	39.400	248.3	2:13:09.455
50	1	2:36.109	44.889	1:11.031	40.189	246.6	2:15:45.564
51	1	4:32.813	2:41.754	1:10.542	40.517	232.8	2:20:18.377
52	1	2:33.219	43.260	1:10.136	39.823	258.4	2:22:51.596
53	1	2:35.328	43.994	1:10.985	40.349	230.8	2:25:26.924
54	1	2:36.276	43.108	1:12.019	41.149	235.3	2:28:03.200
55	1	4:16.908	2:23.895	1:12.720	40.293	179.7	2:32:20.108
56	1	2:33.928	43.478	1:10.530	39.920	251.7	2:34:54.036
57	1	2:36.848	42.945	1:13.482	40.421	257.8	2:37:30.884
58	1	2:37.064	44.331	1:10.724	42.009	247.7	2:40:07.948
59	1	2:34.287	42.682	1:10.948	40.657	243.8	2:42:42.235
60	1	2:34.438	43.386	1:10.203	40.849	253.5	2:45:16.673
61	1	2:32.992	42.802	1:10.614	39.576	255.9	2:47:49.665
62	1	2:33.778	43.084	1:10.525	40.169	248.3	2:50:23.443
63	1	2:35.098	43.019	1:12.181	39.898	257.1	2:52:58.541
64	1	2:33.066	42.615	1:11.063	39.388	252.3	2:55:31.607
65	1	2:34.001	42.912	1:11.350	39.739	244.9	2:58:05.608

5 ORACLE TSL — Radical RS5

1.Jamie MORROW
2.Cédric WAUTERS
3.Raf VAN BELLE
4.Eric WOUTERS

2

Lap	D	Time	Sector 1	Sector 2	Sector 3	T. Spd	Elapsed
1	1	2:55.407	1:00.805	1:12.377	42.225	207.3	2:55.407
2	1	2:41.393	46.647	1:12.911	41.835	216.0	5:36.800
3	1	2:40.128	47.350	1:10.946	41.832	208.9	8:16.928
4	1	2:55.800 **B**	47.241	1:10.992	57.567	208.9	11:12.728

7 VR Racing Qvick Motors — BMW M2 MARC V8

1.Tom VAN ROMPUY
2.Erik QVICK
3.John RASSE

1

Lap	D	Time	Sector 1	Sector 2	Sector 3	T. Spd	Elapsed
1	2	2:39.817	48.359	1:11.728	39.730	202.6	2:39.817
2	2	2:31.666	42.297	1:09.352	40.017	229.3	5:11.483
3	2	2:31.196	42.592	1:09.008	39.596	242.2	7:42.679
4	2	2:32.039	42.295	1:09.665	40.079	230.8	10:14.718
5	2	2:32.022	43.436	1:09.311	39.275	230.3	12:46.740
6	2	2:30.645	42.209	1:09.295	39.141	246.0	15:17.385
7	2	2:32.744	42.492	1:09.768	40.484	243.8	17:50.129

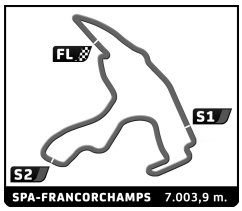

BELCAR ENDURANCE CHAMPIONSHIP

SPA RACING FESTIVAL

RACE

Sector Analysis

Personal Best | Session Best | **B** Crossing the finish line in pit lane

Lap	D	Time	Sector 1	Sector 2	Sector 3	T. Spd	Elapsed
8	2	2:31.836	42.480	1:09.691	39.665	238.4	20:21.965
9	2	2:30.794	42.262	1:09.252	39.280	252.9	22:52.759
10	2	2:31.455	42.114	1:09.882	39.459	242.2	25:24.214
11	2	2:32.423	42.420	1:09.938	40.065	240.5	27:56.637
12	2	2:31.510	42.078	1:09.791	39.641	256.5	30:28.147
13	2	2:32.703	42.161	1:10.173	40.369	235.8	33:00.850
14	2	2:32.514	42.282	1:10.458	39.774	236.3	35:33.364
15	2	2:32.240	42.339	1:10.131	39.770	252.9	38:05.604
16	2	2:32.886	42.569	1:10.426	39.891	238.4	40:38.490
17	2	4:07.479	2:17.281	1:10.535	39.663	240.0	44:45.969
18	2	2:33.442	42.735	1:10.887	39.820	228.3	47:19.411
19	2	2:32.988	42.500	1:10.620	39.868	250.6	49:52.399
20	2	2:32.970	42.707	1:10.529	39.734	243.8	52:25.369
21	2	2:33.962	42.363	1:11.660	39.939	224.1	54:59.331
22	2	2:33.801	43.519	1:10.525	39.757	233.3	57:33.132
23	2	2:33.055	42.553	1:10.900	39.602	236.8	1:00:06.187
24	2	2:33.743	42.563	1:10.416	40.764	245.5	1:02:39.930
25	2	2:33.404	42.759	1:10.931	39.714	250.6	1:05:13.334
26	2	2:33.383	42.764	1:10.662	39.957	250.6	1:07:46.717
27	2	2:34.644	42.615	1:10.700	41.329	243.2	1:10:21.361
28	2	2:37.479	43.730	1:13.452	40.297	247.1	1:12:58.840
29	2	2:33.976	42.684	1:11.021	40.271	248.8	1:15:32.816
30	2	2:34.649	42.744	1:11.273	40.632	241.1	1:18:07.465
31	2	2:33.930	42.993	1:10.902	40.035	253.5	1:20:41.395
32	2	2:35.342	42.552	1:12.320	40.470	250.0	1:23:16.737
33	2	2:35.418	43.107	1:12.142	40.169	247.1	1:25:52.155
34	2	2:33.802	42.344	1:11.315	40.143	242.2	1:28:25.957
35	2	2:44.576	43.276	1:13.181	48.119	232.8	1:31:10.533
36	3	4:24.692	2:24.367	1:17.822	42.503	188.8	1:35:35.225
37	3	3:54.174	55.842	2:05.065	53.267	165.4	1:39:29.399
38	3	2:59.290	55.620	1:15.347	48.323	192.5	1:42:28.689
39	3	3:40.630	52.310	1:18.418	1:29.902	192.9	1:46:09.319
40	3	3:40.195	1:06.280	1:37.474	56.441	140.1	1:49:49.514
41	3	2:38.818	45.862	1:12.118	40.838	216.4	1:52:28.332
42	3	2:33.079	42.985	1:10.648	39.446	225.5	1:55:01.411
43	3	2:32.520	42.637	1:10.024	39.859	246.0	1:57:33.931
44	3	2:33.001	44.198	1:09.559	39.244	226.9	2:00:06.932
45	3	2:31.627	42.502	1:09.843	39.282	222.7	2:02:38.559
46	3	2:34.194	42.353	1:11.080	40.761	235.8	2:05:12.753
47	3	2:34.950	42.427	1:11.298	41.225	225.5	2:07:47.703
48	3	2:32.353	42.512	1:10.055	39.786	244.9	2:10:20.056
49	3	2:35.634	44.225	1:11.018	40.391	234.8	2:12:55.690
50	3	2:31.922	42.342	1:09.765	39.815	246.6	2:15:27.612
51	3	2:32.571	42.190	1:10.185	40.196	243.8	2:18:00.183
52	3	2:31.627	42.346	1:09.853	39.428	244.9	2:20:31.810
53	3	2:32.184	42.131	1:10.018	40.035	247.1	2:23:03.994
54	3	2:33.310	42.179	1:10.546	40.585	252.3	2:25:37.304
55	3	2:32.508	42.038	1:10.122	40.348	251.2	2:28:09.812
56	3	2:34.260	42.216	1:11.509	40.535	246.6	2:30:44.072
57	3	2:32.565	42.439	1:10.364	39.762	245.5	2:33:16.637
58	3	2:33.835	42.599	1:11.215	40.021	220.4	2:35:50.472
59	3	2:33.792	43.919	1:10.277	39.596	247.1	2:38:24.264
60	3	2:32.221	42.023	1:10.187	40.011	240.5	2:40:56.485
61	3	2:32.034	42.038	1:10.445	39.551	253.5	2:43:28.519
62	3	2:35.745	43.761	1:10.705	41.279	242.7	2:46:04.264
63	3	2:32.951	42.169	1:10.994	39.788	248.8	2:48:37.215
64	3	2:35.789	42.884	1:12.241	40.664	250.0	2:51:13.004
65	3	2:36.171	42.442	1:12.960	40.769	252.3	2:53:49.175
66	3	2:36.646	42.801	1:12.799	41.046	240.0	2:56:25.821

8 **Independent Motorsports** Porche 991
1.Xavier STEVENS 3.Koen WAUTERS 1
2.Kris WAUTERS

Lap	D	Time	Sector 1	Sector 2	Sector 3	T. Spd	Elapsed
1	3	2:40.112	49.507	1:11.219	39.386	224.1	2:40.112
2	3	2:30.937	42.177	1:09.548	39.212	230.8	5:11.049
3	3	2:31.852	43.174	1:09.151	39.527	247.1	7:42.901
4	3	2:29.134	42.042	1:08.560	38.532	256.5	10:12.035
5	3	2:28.761	41.659	1:07.714	39.388	259.0	12:40.796
6	3	2:29.671	41.967	1:08.950	38.754	262.1	15:10.467
7	3	2:30.475	41.753	1:08.497	40.225	257.8	17:40.942
8	3	2:28.555	41.537	1:08.028	38.990	260.9	20:09.497
9	3	2:28.965	41.750	1:08.296	38.919	259.0	22:38.462
10	3	2:28.947	41.614	1:08.287	39.046	256.5	25:07.409
11	3	2:29.631	41.506	1:09.439	38.686	260.2	27:37.040
12	3	2:29.690	41.579	1:08.917	39.194	255.3	30:06.730
13	3	2:29.157	41.657	1:08.774	38.726	259.6	32:35.887
14	3	2:30.998	41.670	1:09.266	40.062	257.8	35:06.885
15	3	2:29.628	41.873	1:09.154	38.601	248.8	37:36.513
16	3	2:29.864	41.900	1:09.135	38.829	248.8	40:06.377
17	3	2:30.593	41.945	1:09.226	39.422	255.9	42:36.970
18	3	2:31.603	43.432	1:09.056	39.115	250.0	45:08.573
19	3	2:30.739	41.915	1:09.749	39.075	257.1	47:39.312
20	3	2:30.147	41.783	1:08.952	39.412	253.5	50:09.459
21	3	2:33.825	44.154	1:10.751	38.920	243.8	52:43.284
22	3	2:29.882	41.806	1:09.245	38.831	254.1	55:13.166
23	3	2:32.476	42.960	1:09.840	39.676	252.9	57:45.642
24	3	2:30.777	41.958	1:09.164	39.655	255.3	1:00:16.419
25	3	2:30.701	41.760	1:09.531	39.410	254.7	1:02:47.120
26	3	2:33.906	42.028	1:11.114	40.764	252.3	1:05:21.026
27	3	2:32.977	41.780	1:11.134	40.063	255.9	1:07:54.003
28	3	2:32.586	41.893	1:11.204	39.489	249.4	1:10:26.589
29	3	2:32.461	41.865	1:10.255	40.341	261.5	1:12:59.050
30	1	4:07.683	2:17.905	1:10.425	39.353	236.3	1:17:06.733
31	1	2:31.909	42.863	1:09.598	39.448	239.5	1:19:38.642
32	1	2:31.142	42.329	1:09.683	39.130	247.7	1:22:09.784
33	1	2:31.973	42.791	1:09.550	39.632	247.1	1:24:41.757
34	1	2:33.858	45.383	1:09.211	39.264	247.1	1:27:15.615
35	1	2:33.219	42.622	1:10.080	40.517	250.0	1:29:48.834
36	1	2:55.437	1:03.908	1:10.951	40.578	194.9	1:32:44.271
37	1	2:42.457	45.637	1:12.175	44.645	228.3	1:35:26.728
38	2	4:19.714	2:01.626	1:13.767	1:04.321	209.3	1:39:46.442
39	2	2:46.808	45.679	1:12.632	48.497	242.2	1:42:33.250
40	2	3:40.653	52.828	1:16.792	1:31.033	166.9	1:46:13.903
41	2	3:38.118	1:06.104	1:36.295	55.719	145.4	1:49:52.021
42	2	2:36.974	44.783	1:12.296	39.895	216.0	1:52:28.995
43	2	2:31.126	42.273	1:09.625	39.228	253.5	1:55:00.121
44	2	2:29.980	42.382	1:08.569	39.029	254.1	1:57:30.101
45	2	2:30.344	42.339	1:08.845	39.160	246.6	2:00:00.445
46	2	2:31.550	42.154	1:09.678	39.718	248.8	2:02:31.995
47	2	2:31.056	42.236	1:09.845	38.975	251.2	2:05:03.051
48	2	2:30.322	41.937	1:09.452	38.933	253.5	2:07:33.373
49	2	2:30.708	42.229	1:08.746	39.733	254.7	2:10:04.081
50	2	2:30.007	41.903	1:09.332	38.772	255.3	2:12:34.088
51	2	2:31.309	42.185	1:08.652	40.472	250.6	2:15:05.397
52	2	2:29.706	42.046	1:08.910	38.750	253.5	2:17:35.103
53	2	2:29.320	41.824	1:08.724	38.772	257.1	2:20:04.423
54	2	2:30.075	42.450	1:08.735	38.890	255.9	2:22:34.498

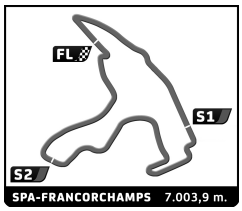

BELCAR ENDURANCE CHAMPIONSHIP
SPA RACING FESTIVAL
RACE

Sector Analysis

Personal Best | Session Best | **B** Crossing the finish line in pit lane

Lap	D	Time	Sector 1	Sector 2	Sector 3	T. Spd	Elapsed
55	2	2:30.121	41.826	1:09.465	38.830	253.5	2:25:04.619
56	2	2:29.929	42.292	1:08.761	38.876	252.9	2:27:34.548
57	2	2:30.308	41.869	1:09.341	39.098	254.7	2:30:04.856
58	2	2:29.680	41.766	1:09.132	38.782	254.7	2:32:34.536
59	2	2:30.189	41.766	1:09.503	38.920	258.4	2:35:04.725
60	2	2:30.714	41.791	1:09.534	39.389	254.7	2:37:35.439
61	2	2:30.691	41.731	1:08.923	40.037	253.5	2:40:06.130
62	2	2:31.429	42.371	1:10.101	38.957	249.4	2:42:37.559
63	2	2:32.494	41.935	1:11.248	39.311	253.5	2:45:10.053
64	2	2:29.455	41.735	1:08.779	38.941	259.0	2:47:39.508
65	2	2:30.620	41.496	1:10.104	39.020	255.9	2:50:10.128
66	2	2:31.327	41.980	1:09.037	40.310	257.1	2:52:41.455
67	2	2:29.840	41.710	1:09.269	38.861	260.2	2:55:11.295
68	2	2:29.559	41.605	1:08.832	39.122	262.1	2:57:40.854

9 **Krafft Racing** — Norma M20 FC
1.François KIRMANN
2.Daniel KIRMANN
2

Lap	D	Time	Sector 1	Sector 2	Sector 3	T. Spd	Elapsed
1	1	2:29.614	44.996	1:06.323	38.295	236.8	2:29.614
2	1	2:26.757	42.464	1:05.735	38.558	236.8	4:56.371
3	1	2:26.332	42.147	1:05.249	38.936	241.6	7:22.703
4	1	2:26.889	42.020	1:06.149	38.720	239.5	9:49.592
5	1	2:28.174	42.464	1:06.989	38.721	240.0	12:17.766
6	1	2:27.866	45.022	1:04.540	38.304	223.1	14:45.632
7	1	2:25.523	42.827	1:04.418	38.278	235.8	17:11.155
8	1	2:23.298	42.203	1:02.991	38.104	234.3	19:34.453
9	1	2:23.001	42.056	1:02.872	38.073	237.4	21:57.454
10	1	2:26.497	41.779	1:04.664	40.054	241.1	24:23.951
11	1	2:23.424	42.225	1:03.227	37.972	238.4	26:47.375
12	1	2:24.027	41.844	1:03.846	38.337	240.0	29:11.402
13	1	2:23.851	41.760	1:03.048	39.043	240.5	31:35.253
14	1	2:24.476	42.489	1:03.785	38.202	237.4	33:59.729
15	1	2:26.396	41.756	1:06.440	38.200	241.6	36:26.125
16	1	2:26.072	42.111	1:03.879	40.082	236.8	38:52.197
17	1	2:23.848	41.987	1:03.630	38.231	235.8	41:16.045
18	1	2:24.092	42.154	1:03.667	38.271	236.3	43:40.137
19	1	2:23.500	41.991	1:03.262	38.247	236.8	46:03.637
20	1	2:23.569	41.899	1:03.127	38.543	237.4	48:27.206
21	1	2:23.983	41.699	1:04.156	38.128	238.9	50:51.189
22	1	2:25.351	42.506	1:05.002	37.843	243.2	53:16.540
23	1	2:26.558	43.139	1:04.828	38.591	237.9	55:43.098
24	1	2:28.555	41.588	1:08.173	38.794	242.2	58:11.653
25	1	2:30.971	43.231	1:09.630	38.110	228.8	1:00:42.624
26	1	2:24.147	42.108	1:03.694	38.345	237.4	1:03:06.771
27	1	2:24.720	41.977	1:04.309	38.434	238.4	1:05:31.491
28	1	2:25.239	41.880	1:05.314	38.045	238.4	1:07:56.730
29	1	2:28.886	42.631	1:07.569	38.686	240.5	1:10:25.616
30	1	2:26.422	41.746	1:06.004	38.672	242.7	1:12:52.038
31	1	2:24.226	42.150	1:03.982	38.094	237.9	1:15:16.264
32	1	2:23.640	42.063	1:03.382	38.195	237.4	1:17:39.904
33	1	2:25.114	41.747	1:05.193	38.174	241.6	1:20:05.018
34	1	2:24.960	42.167	1:04.095	38.698	237.4	1:22:29.978
35	1	2:25.020	41.701	1:04.875	38.444	238.9	1:24:54.998
36	1	2:24.714	41.768	1:04.646	38.300	240.5	1:27:19.712
37	1	2:26.364	41.598	1:05.629	39.137	241.1	1:29:46.076
38	1	5:02.648	3:00.535	1:17.347	44.766	214.3	1:34:48.724
39	1	4:18.927	1:26.015	2:10.095	42.817	103.7	1:39:07.651
40	1	2:29.290	44.479	1:05.342	39.469	229.3	1:41:36.941
41	1	4:21.236	42.903	2:11.115	1:27.218	234.3	1:45:58.177
42	1	3:41.451	1:08.267	1:37.807	55.377	150.0	1:49:39.628
43	1	2:24.825	42.606	1:03.805	38.414	232.8	1:52:04.453
44	1	2:24.387	42.201	1:03.531	38.655	235.8	1:54:28.840
45	1	2:23.520	42.138	1:03.078	38.304	235.3	1:56:52.360
46	1	2:24.323	42.196	1:03.638	38.489	236.3	1:59:16.683
47	1	2:25.747	42.167	1:04.335	39.245	235.8	2:01:42.430
48	1	2:24.879	41.858	1:04.887	38.134	236.8	2:04:07.309
49	1	4:13.157	2:20.607	1:10.933	41.617	223.6	2:08:20.466
50	1	2:40.079	46.286	1:11.822	41.971	222.7	2:11:00.545
51	1	2:39.346	46.153	1:11.673	41.520	224.1	2:13:39.891
52	1	2:39.665	46.493	1:11.470	41.702	225.5	2:16:19.556
53	1	2:38.904	45.591	1:12.102	41.211	227.4	2:18:58.460
54	1	2:39.738	45.815	1:11.640	42.283	228.3	2:21:38.198
55	1	2:38.615	45.124	1:12.269	41.222	228.8	2:24:16.813
56	1	2:37.755	45.196	1:11.340	41.219	217.3	2:26:54.568
57	1	2:36.931	45.414	1:10.798	40.719	225.5	2:29:31.499
58	1	2:38.120	45.002	1:11.895	41.223	225.5	2:32:09.619
59	1	2:38.058	45.426	1:10.459	42.173	224.5	2:34:47.677
60	1	2:36.517	45.501	1:10.252	40.764	227.4	2:37:24.194
61	1	2:37.536	44.917	1:11.718	40.901	227.8	2:40:01.730
62	1	2:40.046	45.606	1:12.852	41.588	227.8	2:42:41.776
63	1	2:36.174	46.663	1:09.310	40.201	229.3	2:45:17.950
64	1	2:34.190	45.114	1:09.354	39.722	229.3	2:47:52.140
65	1	2:36.859	46.091	1:09.948	40.820	222.7	2:50:28.999
66	1	2:36.423	45.153	1:10.126	41.144	226.9	2:53:05.422
67	1	2:36.074	44.973	1:10.191	40.910	227.8	2:55:41.496
68	1	2:36.000	44.725	1:09.961	41.314	227.8	2:58:17.496

11 **PG Motorsport** — Porsche Cayman GT4
1.Stienes LONGIN
2.Johan HUYGENS
3.Marnik BATTRYN
3

Lap	D	Time	Sector 1	Sector 2	Sector 3	T. Spd	Elapsed
1	3	2:45.375	51.581	1:13.096	40.698	229.3	2:45.375
2	3	2:36.587	44.584	1:10.684	41.319	241.1	5:21.962
3	3	2:37.236	45.115	1:11.319	40.802	238.4	7:59.198
4	3	2:36.302	45.087	1:10.522	40.693	238.9	10:35.500
5	3	2:35.916	44.294	1:10.821	40.801	241.6	13:11.416
6	3	2:36.498	44.137	1:11.587	40.774	243.8	15:47.914
7	3	2:39.622	44.452	1:13.556	41.614	241.6	18:27.536
8	3	2:37.565	45.013	1:11.588	40.964	241.1	21:05.101
9	3	2:37.692	45.331	1:11.675	40.686	214.3	23:42.793
10	3	2:35.948	44.325	1:10.885	40.738	243.2	26:18.741
11	3	2:36.913	44.852	1:11.195	40.866	241.1	28:55.654
12	3	2:36.998	44.240	1:11.542	41.216	243.2	31:32.652
13	3	2:37.485	44.247	1:11.908	41.330	241.6	34:10.137
14	3	2:37.609	44.660	1:12.150	40.799	241.6	36:47.746
15	3	2:36.731	44.377	1:11.397	40.957	240.0	39:24.477
16	3	2:35.767	44.090	1:11.070	40.607	240.5	42:00.244
17	3	2:35.388	44.083	1:10.780	40.525	242.7	44:35.632
18	3	2:35.924	44.019	1:11.357	40.548	241.6	47:11.556
19	3	2:35.660	43.921	1:11.193	40.546	241.6	49:47.216
20	3	2:36.156	44.175	1:11.145	40.836	244.9	52:23.372
21	3	2:38.175	43.981	1:13.388	40.806	242.7	55:01.547
22	3	2:36.475	44.091	1:11.642	40.742	242.7	57:38.022
23	3	2:36.281	44.415	1:10.900	40.966	240.0	1:00:14.303
24	3	2:37.598	44.126	1:12.158	41.314	243.8	1:02:51.901
25	2	3:52.774	1:57.371	1:13.161	42.242	220.4	1:06:44.675
26	2	2:38.907	45.443	1:12.069	41.395	238.4	1:09:23.582
27	2	2:39.828	45.633	1:12.380	41.815	236.3	1:12:03.410
28	2	2:38.056	45.106	1:11.675	41.275	238.4	1:14:41.466

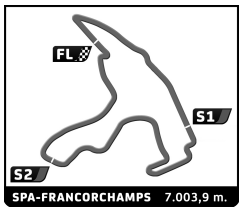

BELCAR ENDURANCE CHAMPIONSHIP

SPA RACING FESTIVAL

RACE

Sector Analysis

Personal Best | Session Best | **B** Crossing the finish line in pit lane

Lap	D	Time	Sector 1	Sector 2	Sector 3	T. Spd	Elapsed
29	2	2:38.347	44.989	1:11.811	41.547	240.5	1:17:19.813
30	2	2:38.202	44.937	1:11.963	41.302	238.9	1:19:58.015
31	2	2:39.158	44.991	1:12.119	42.048	238.4	1:22:37.173
32	2	2:38.150	44.851	1:11.941	41.358	238.4	1:25:15.323
33	2	2:38.583	44.851	1:12.246	41.486	240.0	1:27:53.906
34	2	2:42.310	45.060	1:13.036	44.214	238.9	1:30:36.216
35	1	4:55.357	2:57.203	1:14.677	43.477	210.9	1:35:31.573
36	1	3:56.435	58.440	2:05.307	52.688	164.6	1:39:28.008
37	1	2:59.605	55.321	1:16.187	48.097	193.5	1:42:27.613
38	1	3:40.999	52.406	1:18.753	1:29.840	180.6	1:46:08.612
39	1	3:40.368	1:05.805	1:37.991	56.572	140.3	1:49:48.980
40	1	2:41.263	47.179	1:12.365	41.719	226.4	1:52:30.243
41	1	2:35.668	44.713	1:10.245	40.710	239.5	1:55:05.911
42	1	2:34.920	44.139	1:10.202	40.579	241.6	1:57:40.831
43	1	2:35.947	44.239	1:10.727	40.981	238.4	2:00:16.778
44	1	2:35.429	44.176	1:10.317	40.936	241.6	2:02:52.207
45	1	2:35.981	44.410	1:10.964	40.607	238.9	2:05:28.188
46	1	2:37.199	44.336	1:11.452	41.411	215.6	2:08:05.387
47	1	2:36.976	44.594	1:10.847	41.535	240.0	2:10:42.363
48	1	2:36.034	44.578	1:10.869	40.587	241.6	2:13:18.397
49	1	2:37.094	44.242	1:12.021	40.831	241.6	2:15:55.491
50	1	2:36.983	44.415	1:11.561	41.007	240.0	2:18:32.474
51	1	2:38.435	44.344	1:12.961	41.130	241.6	2:21:10.909
52	1	2:36.735	44.728	1:11.219	40.788	240.5	2:23:47.644
53	1	2:36.516	44.270	1:11.218	41.028	240.5	2:26:24.160
54	1	2:39.239	44.441	1:11.982	42.816	240.0	2:29:03.399
55	1	2:38.256	44.245	1:12.482	41.529	243.8	2:31:41.655
56	1	2:38.111	44.535	1:12.216	41.360	241.1	2:34:19.766
57	1	2:38.483	44.534	1:11.880	42.069	240.0	2:36:58.249
58	1	2:39.083	44.923	1:12.520	41.640	241.1	2:39:37.332
59	1	2:37.663	44.466	1:11.855	41.342	242.2	2:42:14.995
60	1	2:37.809	44.445	1:12.280	41.084	240.5	2:44:52.804
61	1	2:39.515	44.453	1:14.032	41.030	240.5	2:47:32.319
62	1	2:39.764	45.178	1:12.964	41.622	239.5	2:50:12.083
63	1	2:38.999	45.189	1:12.429	41.381	237.4	2:52:51.082
64	1	2:38.641	45.050	1:12.582	41.009	237.9	2:55:29.723
65	1	2:41.012	44.525	1:14.367	42.120	241.1	2:58:10.735

12 VGL Racing — Saker RAPX
1.Willem MEIJER 3.Luc BRANCKAERTS 3
2.Kurt BULTYNCK

Lap	D	Time	Sector 1	Sector 2	Sector 3	T. Spd	Elapsed
1	3	2:47.448	53.826	1:12.293	41.329	195.3	2:47.448
2	3	2:36.551	44.930	1:10.402	41.219	223.1	5:23.999
3	3	2:36.024	45.139	1:09.981	40.904	224.1	8:00.023
4	3	2:35.968	45.008	1:10.264	40.696	219.5	10:35.991
5	3	2:36.194	45.076	1:09.845	41.273	226.9	13:12.185
6	3	2:36.233	44.878	1:10.609	40.746	223.6	15:48.418
7	3	2:39.549	45.177	1:12.755	41.617	225.0	18:27.967
8	3	2:37.663	46.548	1:10.089	41.026	226.9	21:05.630
9	3	2:39.379	45.427	1:12.884	41.068	186.9	23:45.009
10	3	2:35.730	45.020	1:09.759	40.951	230.3	26:20.739
11	3	2:37.047	44.940	1:10.878	41.229	227.8	28:57.786
12	3	2:38.445	45.042	1:11.950	41.453	227.8	31:36.231
13	3	2:39.838	44.987	1:13.189	41.662	228.3	34:16.069
14	3	2:39.451	46.103	1:12.124	41.224	225.9	36:55.520
15	3	2:38.079	45.221	1:11.183	41.675	220.9	39:33.599
16	3	2:38.310	45.011	1:12.070	41.229	223.1	42:11.909
17	3	2:39.984	45.971	1:11.865	42.148	217.3	44:51.893
18	3	2:38.526	45.065	1:11.283	42.178	228.3	47:30.419
19	3	2:38.704	44.830	1:11.987	41.887	225.0	50:09.123
20	3	2:41.274	46.463	1:12.579	42.232	224.1	52:50.397
21	3	2:39.123	45.575	1:11.555	41.993	224.5	55:29.520
22	3	2:39.549	45.738	1:12.112	41.699	216.9	58:09.069
23	3	2:40.674	45.763	1:13.713	41.198	213.4	1:00:49.743
24	3	2:38.464	44.951	1:11.587	41.926	223.6	1:03:28.207
25	3	3:52.603	1:59.700	1:11.100	41.803	211.8	1:07:20.810
26	3	2:38.027	45.575	1:11.082	41.370	224.5	1:09:58.837
27	3	2:38.402	45.400	1:11.567	41.435	223.1	1:12:37.239
28	3	2:37.428	45.145	1:10.333	41.950	223.1	1:15:14.667
29	3	2:38.467	45.719	1:11.156	41.592	222.2	1:17:53.134
30	3	2:36.818	44.966	1:10.758	41.094	230.3	1:20:29.952
31	3	2:38.127	45.155	1:10.947	42.025	226.4	1:23:08.079
32	3	2:40.332	45.419	1:13.655	41.258	208.1	1:25:48.411
33	3	2:36.516	44.964	1:10.470	41.082	225.9	1:28:24.927
34	3	2:47.155	45.424	1:13.658	48.073	228.3	1:31:12.082
35	1	5:26.933	3:02.528	1:33.941	50.464	149.2	1:36:39.015
36	1	3:09.876	53.637	1:25.402	50.837	170.3	1:39:48.891
37	1	3:06.399	53.437	1:24.330	48.632	166.2	1:42:55.290
38	1	3:20.634	50.808	1:24.383	1:05.443	169.8	1:46:15.924
39	1	3:40.875	1:05.864	1:36.768	58.243	129.2	1:49:56.799
40	1	2:58.053	51.074	1:21.569	45.410	201.9	1:52:54.852
41	1	2:51.674	48.008	1:18.411	45.255	191.2	1:55:46.526
42	1	2:52.113	48.190	1:19.147	44.776	193.9	1:58:38.639
43	1	2:50.290	47.598	1:18.890	43.802	210.1	2:01:28.929
44	1	2:57.938	47.536	1:20.093	50.309	187.8	2:04:26.867
45	1	2:58.171	52.194	1:21.046	44.931	183.7	2:07:25.038
46	1	2:51.978	48.194	1:19.771	44.013	187.8	2:10:17.016
47	1	2:52.608	48.529	1:19.391	44.688	188.5	2:13:09.624
48	1	2:51.923	47.891	1:19.040	44.992	198.9	2:16:01.547
49	1	2:50.763	47.731	1:18.761	44.271	196.7	2:18:52.310
50	1	2:51.749	47.831	1:19.453	44.465	196.0	2:21:44.059
51	1	2:51.259	47.857	1:18.788	44.614	199.3	2:24:35.318
52	1	2:53.893	47.766	1:20.325	45.802	202.2	2:27:29.211
53	1	2:55.124	47.729	1:22.515	44.880	206.1	2:30:24.335
54	1	2:52.198	47.949	1:19.973	44.276	203.0	2:33:16.533
55	1	2:48.888	47.908	1:17.707	43.273	199.3	2:36:05.421
56	1	2:51.443	47.139	1:17.724	46.580	216.9	2:38:56.864
57	1	2:52.356	48.584	1:20.140	43.632	193.5	2:41:49.220
58	1	2:50.859	47.379	1:19.837	43.643	222.2	2:44:40.079
59	1	2:50.932	47.466	1:19.143	44.323	206.5	2:47:31.011
60	1	3:01.466	47.481	1:21.372	52.613	211.8	2:50:32.477
61	1	3:55.611	1:50.568	1:20.461	44.582	204.5	2:54:28.088
62	1	2:51.254	47.515	1:18.736	45.003	208.5	2:57:19.342

14 Autosport Sorrento — Ligier JS53 Evo2
1.Gaetano OLIVA 2
2.James ABBOTT

Lap	D	Time	Sector 1	Sector 2	Sector 3	T. Spd	Elapsed
1	1	2:34.903	47.751	1:08.372	38.780	232.8	2:34.903
2	1	2:24.864	42.404	1:04.008	38.452	236.3	4:59.767
3	1	2:27.317	41.994	1:06.552	38.771	241.6	7:27.084
4	1	2:28.143	42.061	1:06.955	39.127	241.6	9:55.227
5	1	2:25.116	42.011	1:04.526	38.579	240.0	12:20.343
6	1	2:26.506	42.979	1:04.971	38.556	240.0	14:46.849
7	1	2:26.233	43.237	1:04.174	38.822	233.3	17:13.082
8	1	2:24.454	42.131	1:03.985	38.338	238.4	19:37.536
9	1	2:22.993	42.029	1:02.600	38.364	237.9	22:00.529
10	1	2:24.091	41.994	1:03.438	38.659	240.0	24:24.620
11	1	2:27.002	42.455	1:05.728	38.819	242.2	26:51.622

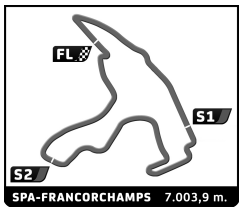

BELCAR ENDURANCE CHAMPIONSHIP

SPA RACING FESTIVAL

RACE

Sector Analysis

Personal Best | Session Best | **B** Crossing the finish line in pit lane

Lap	D	Time	Sector 1	Sector 2	Sector 3	T. Spd	Elapsed
12	1	2:24.805	41.956	1:04.139	38.710	238.9	29:16.427
13	1	2:23.570	42.043	1:03.159	38.368	240.0	31:39.997
14	1	2:30.759	42.546	1:08.637	39.576	241.1	34:10.756
15	1	2:24.610	42.168	1:04.026	38.416	240.5	36:35.366
16	1	2:25.679	44.293	1:02.860	38.526	232.3	39:01.045
17	1	2:23.131	41.887	1:02.872	38.372	237.4	41:24.176
18	1	2:22.896	42.147	1:02.441	38.308	237.4	43:47.072
19	1	2:28.025	45.535	1:03.946	38.544	229.8	46:15.097
20	1	4:27.326	2:40.268	1:06.795	40.263	222.2	50:42.423
21	1	2:30.482	42.711	1:08.748	39.023	236.8	53:12.905
22	1	2:28.686	43.419	1:06.290	38.977	236.3	55:41.591
23	1	2:31.377	42.514	1:09.315	39.548	237.9	58:12.968
24	1	2:32.167	42.640	1:11.003	38.524	239.5	1:00:45.135
25	1	2:28.249	42.568	1:05.028	40.653	237.9	1:03:13.384
26	1	2:26.503	42.804	1:04.624	39.075	234.8	1:05:39.887
27	1	2:30.458	44.647	1:06.700	39.111	228.3	1:08:10.345
28	1	2:31.274	42.846	1:07.513	40.915	235.8	1:10:41.619
29	1	2:28.012	42.338	1:06.782	38.892	237.9	1:13:09.631
30	1	2:26.151	42.319	1:05.217	38.615	236.8	1:15:35.782
31	1	2:30.910	42.896	1:08.492	39.522	236.3	1:18:06.692
32	1	2:28.753	42.393	1:07.810	38.550	238.4	1:20:35.445
33	1	2:28.090	42.896	1:06.922	38.272	237.4	1:23:03.535
34	1	2:27.586	44.154	1:04.147	39.285	234.3	1:25:31.121
35	1	2:27.266	42.341	1:04.827	40.098	237.4	1:27:58.387
36	1	2:36.791	42.429	1:08.586	45.776	240.5	1:30:35.178
37	1	4:39.184	2:29.468	1:20.875	48.841	197.8	1:35:14.362
38	1	4:05.266	1:06.902	2:09.412	48.952	114.9	1:39:19.628
39	1	3:01.855	54.482	1:19.636	47.737	174.2	1:42:21.483
40	1	3:42.888	53.637	1:20.687	1:28.564	179.4	1:46:04.371
41	1	3:40.354	1:06.143	1:37.375	56.836	139.4	1:49:44.725
42	1	2:28.204	43.467	1:05.540	39.197	230.8	1:52:12.929
43	1	2:26.613	43.008	1:04.858	38.747	238.9	1:54:39.542
44	1	2:25.552	42.294	1:04.551	38.707	240.0	1:57:05.094
45	1	2:25.771	42.247	1:04.747	38.777	238.9	1:59:30.865
46	1	2:25.502	42.113	1:04.604	38.785	241.6	2:01:56.367
47	1	2:27.180	43.126	1:05.143	38.911	234.8	2:04:23.547
48	1	2:25.079	42.346	1:04.045	38.688	239.5	2:06:48.626
49	1	2:29.595	44.320	1:06.519	38.756	232.8	2:09:18.221
50	1	2:28.521	42.034	1:07.821	38.666	242.2	2:11:46.742
51	1	2:26.571	42.422	1:05.632	38.517	238.4	2:14:13.313
52	1	2:28.666	41.998	1:06.527	40.141	240.5	2:16:41.979
53	1	2:27.262	42.264	1:06.310	38.688	241.1	2:19:09.241
54	1	2:27.953	41.952	1:07.252	38.749	241.6	2:21:37.194
55	1	2:28.364	41.863	1:07.324	39.177	243.2	2:24:05.558
56	1	2:28.304	41.742	1:07.277	39.285	243.8	2:26:33.862
57	1	2:29.075	42.170	1:06.169	40.736	240.5	2:29:02.937
58	1	2:26.778	42.481	1:05.415	38.882	239.5	2:31:29.715
59	1	2:28.684	42.044	1:06.972	39.668	241.1	2:33:58.399
60	1	2:28.134	43.272	1:06.176	38.686	237.4	2:36:26.533
61	1	2:29.371	42.028	1:05.635	41.708	241.6	2:38:55.904
62	1	2:25.543	41.959	1:05.043	38.541	242.7	2:41:21.447
63	1	2:28.424	41.993	1:07.190	39.241	242.2	2:43:49.871
64	1	2:28.487	41.851	1:07.140	39.496	240.5	2:46:18.358
65	1	2:28.928	41.899	1:07.497	39.532	242.2	2:48:47.286
66	1	2:29.620	43.150	1:07.740	38.730	211.8	2:51:16.906
67	1	2:28.607	42.082	1:07.310	39.215	240.0	2:53:45.513
68	1	2:31.350	41.614	1:09.929	39.807	243.2	2:56:16.863

17 **De Verdelger** — BMW 123D
1.Frederik SELS — 4

Lap	D	Time	Sector 1	Sector 2	Sector 3	T. Spd	Elapsed
1	1	3:23.565	1:08.800	1:25.257	49.508	192.2	3:23.565
2	1	3:07.276	54.803	1:23.276	49.197	184.3	6:30.841
3	1	3:34.753	54.955	1:31.181	1:08.617	177.3	10:05.594
4	1	8:26.647	6:04.098	1:30.359	52.190	148.1	18:32.241
5	1	3:10.765	56.195	1:25.524	49.046	174.5	21:43.006
6	1	3:08.233	54.695	1:22.879	50.659	176.5	24:51.239
7	1	3:10.673	55.002	1:24.785	50.886	173.1	28:01.912
8	1	3:07.188	54.397	1:23.532	49.259	179.7	31:09.100
9	1	3:07.920	54.650	1:22.683	50.587	180.0	34:17.020
10	1	3:06.805	54.113	1:24.258	48.434	177.9	37:23.825
11	1	3:08.147	54.515	1:24.337	49.295	166.2	40:31.972
12	1	3:08.407	55.288	1:23.725	49.394	184.0	43:40.379
13	1	3:11.598	55.114	1:26.265	50.219	182.4	46:51.977
14	1	3:07.105	54.912	1:23.318	48.875	187.8	49:59.082
15	1	3:10.902	57.859	1:23.504	49.539	178.5	53:09.984
16	1	3:07.829	54.492	1:24.287	49.050	189.8	56:17.813
17	1	3:08.066	55.113	1:23.501	49.452	181.8	59:25.879
18	1	3:05.821	54.482	1:22.678	48.661	185.2	1:02:31.700
19	1	3:07.503	54.012	1:24.532	48.959	178.2	1:05:39.203
20	1	5:52.114	1:47.067	2:34.608	1:30.439	46.7	1:11:31.317
21	1	9:53.939	7:35.192	1:26.773	51.974	161.4	1:21:25.256
22	1	3:10.040	54.662	1:24.705	50.673	184.6	1:24:35.296
23	1	3:13.531	55.660	1:25.659	52.212	176.8	1:27:48.827
24	1	20:54.045	...	1:36.476	55.655	138.5	1:48:42.872
25	1	3:16.625	59.658	1:26.630	50.337	171.4	1:51:59.497
26	1	3:14.549	55.027	1:28.369	51.153	178.8	1:55:14.046
27	1	3:15.507	56.146	1:27.384	51.977	175.6	1:58:29.553
28	1	3:15.816	57.141	1:27.646	51.029	152.5	2:01:45.369
29	1	3:12.732	55.811	1:25.244	51.677	169.0	2:04:58.101
30	1	3:22.598	56.672	1:34.264	51.662	148.6	2:08:20.699
31	1	3:18.724	55.167	1:32.172	51.385	155.6	2:11:39.423
32	1	3:14.859	57.478	1:26.898	50.483	169.3	2:14:54.282
33	1	3:12.843	56.470	1:27.038	49.335	156.1	2:18:07.125
34	1	3:12.239	55.230	1:26.151	50.858	182.1	2:21:19.364
35	1	3:12.545	55.042	1:26.495	51.008	174.2	2:24:31.909
36	1	3:10.347	55.405	1:24.384	50.558	180.6	2:27:42.256
37	1	3:15.032	54.594	1:29.568	50.870	173.4	2:30:57.288
38	1	3:13.521	54.969	1:27.293	51.259	173.6	2:34:10.809
39	1	3:13.296	56.762	1:25.783	50.751	173.6	2:37:24.105
40	1	3:11.267	55.329	1:25.638	50.300	175.0	2:40:35.372
41	1	3:09.361	54.110	1:24.453	50.798	184.3	2:43:44.733
42	1	3:10.413	55.103	1:24.934	50.376	186.5	2:46:55.146
43	1	3:10.971	54.900	1:25.410	50.661	178.5	2:50:06.117
44	1	3:11.380	56.387	1:25.245	49.748	173.9	2:53:17.497
45	1	3:06.436	54.524	1:21.992	49.920	176.8	2:56:23.933

24 **PK Carsport** — Porsche 991
1.Tom BOONEN — 1
2.Bert LONGIN

Lap	D	Time	Sector 1	Sector 2	Sector 3	T. Spd	Elapsed
1	1	2:31.719	45.176	1:08.262	38.281	231.3	2:31.719
2	1	2:27.170	41.751	1:07.396	38.023	250.6	4:58.889
3	1	2:27.559	41.864	1:07.305	38.390	259.0	7:26.448
4	1	2:27.752	41.466	1:07.835	38.451	259.0	9:54.200
5	1	2:29.331	41.598	1:08.924	38.809	257.8	12:23.531
6	1	2:29.211	41.727	1:08.444	39.040	257.1	14:52.742

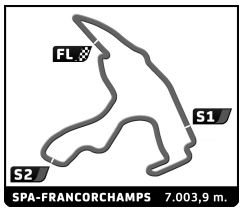

BELCAR ENDURANCE CHAMPIONSHIP

SPA RACING FESTIVAL

RACE

Sector Analysis

Personal Best | Session Best | **B** Crossing the finish line in pit lane

Lap	D	Time	Sector 1	Sector 2	Sector 3	T. Spd	Elapsed
7	1	2:28.652	41.573	1:08.518	38.561	257.1	17:21.394
8	1	2:28.301	41.676	1:08.244	38.381	259.0	19:49.695
9	1	2:28.472	41.700	1:08.254	38.518	260.2	22:18.167
10	1	2:29.258	41.696	1:08.119	39.443	259.0	24:47.425
11	1	2:29.680	41.778	1:08.883	39.019	258.4	27:17.105
12	1	2:30.226	41.807	1:09.801	38.618	243.8	29:47.331
13	1	2:29.269	41.620	1:08.563	39.086	260.9	32:16.600
14	1	2:29.212	41.700	1:08.794	38.718	255.9	34:45.812
15	1	2:29.954	41.493	1:09.000	39.461	260.9	37:15.766
16	1	2:29.778	41.679	1:09.279	38.820	251.7	39:45.544
17	1	2:29.155	41.546	1:09.041	38.568	259.0	42:14.699
18	1	2:32.144	42.336	1:10.384	39.424	250.0	44:46.843
19	1	2:30.034	41.935	1:09.134	38.965	252.9	47:16.877
20	1	2:31.466	41.709	1:10.704	39.053	252.3	49:48.343
21	1	2:30.019	41.878	1:09.310	38.831	257.1	52:18.362
22	1	2:30.577	42.075	1:09.182	39.320	248.8	54:48.939
23	1	2:31.689	42.210	1:10.144	39.335	232.8	57:20.628
24	1	2:30.237	41.975	1:09.247	39.015	252.9	59:50.865
25	1	2:32.360	42.370	1:10.641	39.349	238.9	1:02:23.225
26	1	2:30.150	41.831	1:09.362	38.957	251.2	1:04:53.375
27	1	2:31.086	41.894	1:09.943	39.249	255.9	1:07:24.461
28	1	3:57.708	2:05.365	1:12.057	40.286	231.3	1:11:22.169
29	1	2:33.840	43.159	1:11.105	39.576	255.9	1:13:56.009
30	1	2:32.926	43.006	1:10.458	39.462	255.9	1:16:28.935
31	1	2:31.751	42.277	1:10.132	39.342	257.8	1:19:00.686
32	1	2:31.114	42.448	1:09.220	39.446	252.3	1:21:31.800
33	1	2:33.277	43.985	1:09.815	39.477	251.7	1:24:05.077
34	1	2:34.313	42.706	1:09.674	41.933	254.1	1:26:39.390
35	1	2:32.012	42.309	1:10.304	39.399	255.3	1:29:11.402
36	1	2:56.296	48.347	1:20.104	47.845	200.4	1:32:07.698
37	1	3:02.497	53.826	1:21.002	47.669	175.6	1:35:10.195
38	1	4:08.486	1:09.192	2:09.592	49.702	136.0	1:39:18.681
39	1	3:01.513	53.237	1:20.455	47.821	177.0	1:42:20.194
40	1	3:42.879	53.522	1:21.149	1:28.208	190.1	1:46:03.073
41	1	4:03.756	2:05.513	1:15.700	42.543	192.9	1:50:06.829
42	1	2:37.768	43.178	1:12.151	42.439	236.3	1:52:44.597
43	1	2:30.926	42.213	1:09.934	38.779	257.8	1:55:15.523
44	1	2:31.559	42.436	1:09.696	39.427	235.8	1:57:47.082
45	1	2:30.000	41.830	1:08.150	40.020	251.7	2:00:17.082
46	1	2:27.871	41.664	1:07.884	38.323	255.3	2:02:44.953
47	1	2:29.445	41.625	1:08.298	39.522	257.8	2:05:14.398
48	1	2:30.850	41.897	1:09.813	39.140	224.5	2:07:45.248
49	1	2:27.769	41.612	1:07.693	38.464	258.4	2:10:13.017
50	1	2:31.256	41.730	1:10.816	38.710	259.0	2:12:44.273
51	1	2:27.923	41.682	1:07.907	38.334	257.1	2:15:12.196
52	1	2:30.932	42.231	1:09.936	38.765	248.8	2:17:43.128
53	1	2:30.647	41.675	1:09.680	39.292	261.5	2:20:13.775
54	1	2:28.373	41.746	1:07.585	39.042	251.7	2:22:42.148
55	1	2:28.110	41.548	1:08.034	38.528	253.5	2:25:10.258
56	1	2:30.959	42.160	1:09.134	39.665	253.5	2:27:41.217
57	1	2:28.918	41.559	1:08.489	38.870	255.3	2:30:10.135
58	1	2:28.877	41.568	1:08.505	38.804	257.8	2:32:39.012
59	1	2:29.108	41.669	1:08.867	38.572	250.0	2:35:08.120
60	1	2:28.343	41.404	1:08.315	38.624	257.1	2:37:36.463
61	1	2:30.791	41.635	1:08.706	40.450	250.0	2:40:07.254
62	1	2:30.720	41.502	1:10.153	39.065	233.8	2:42:37.974
63	1	2:31.146	41.525	1:10.741	38.880	260.9	2:45:09.120
64	1	2:29.505	41.583	1:09.133	38.789	255.9	2:47:38.625
65	1	2:30.882	41.726	1:10.171	38.985	254.1	2:50:09.507
66	1	2:30.354	41.993	1:08.622	39.739	257.8	2:52:39.861
67	1	2:29.936	41.900	1:09.174	38.862	256.5	2:55:09.797
68	1	2:30.591	41.773	1:09.241	39.577	259.6	2:57:40.388

30 **Selleslagh Racing Team** — AMG Mercedes GT4
1.Nicolas VAN DIERENDON3.Filip TEUNKENS
2.Johan VANNERUM — 3

Lap	D	Time	Sector 1	Sector 2	Sector 3	T. Spd	Elapsed
1	3	2:46.381	52.403	1:12.818	41.160	240.0	2:46.381
2	3	2:35.427	44.008	1:10.842	40.577	213.9	5:21.808
3	3	2:35.774	44.874	1:10.653	40.247	246.6	7:57.582
4	3	2:34.374	44.141	1:10.026	40.207	244.9	10:31.956
5	3	2:34.332	43.876	1:09.976	40.480	244.9	13:06.288
6	3	2:34.537	44.377	1:09.941	40.219	244.3	15:40.825
7	3	2:38.239	46.590	1:11.352	40.297	241.1	18:19.064
8	3	2:35.599	43.921	1:10.161	41.517	247.7	20:54.663
9	3	2:35.240	44.213	1:10.682	40.345	244.3	23:29.903
10	3	2:35.036	44.068	1:10.607	40.361	247.7	26:04.939
11	3	2:35.562	44.769	1:10.511	40.282	242.7	28:40.501
12	3	2:34.391	44.004	1:10.070	40.317	246.0	31:14.892
13	3	2:39.420	46.023	1:12.088	41.309	241.1	33:54.312
14	3	2:41.080	45.085	1:14.666	41.329	243.8	36:35.392
15	3	2:36.745	44.746	1:11.321	40.678	244.9	39:12.137
16	3	2:36.492	44.667	1:11.030	40.795	244.3	41:48.629
17	3	2:35.724	44.401	1:10.924	40.399	244.9	44:24.353
18	3	2:35.580	44.249	1:10.505	40.826	244.3	46:59.933
19	3	2:35.956	44.653	1:11.145	40.158	243.8	49:35.889
20	3	2:35.460	43.987	1:11.033	40.440	250.0	52:11.349
21	3	2:37.453	43.900	1:11.227	42.326	248.8	54:48.802
22	3	2:36.200	44.521	1:11.085	40.594	248.8	57:25.002
23	3	2:36.087	44.402	1:11.009	40.676	247.1	1:00:01.089
24	3	2:36.566	44.480	1:11.105	40.981	247.1	1:02:37.655
25	3	2:41.312	44.964	1:14.710	41.638	243.8	1:05:18.967
26	3	2:37.083	44.201	1:12.255	40.627	247.1	1:07:56.050
27	3	2:37.984	44.445	1:11.708	41.831	250.6	1:10:34.034
28	3	2:38.152	44.554	1:12.610	40.988	247.7	1:13:12.186
29	3	2:38.060	44.589	1:12.541	40.930	238.9	1:15:50.246
30	3	2:36.401	44.589	1:11.273	40.539	247.1	1:18:26.647
31	3	2:36.104	44.146	1:11.453	40.505	247.7	1:21:02.751
32	3	2:38.333	44.583	1:12.054	41.696	250.6	1:23:41.084
33	2	4:24.526	2:25.509	1:16.035	42.982	219.5	1:28:05.610
34	2	2:43.547	45.953	1:14.900	42.694	231.3	1:30:49.157
35	2	3:42.985	45.117	1:32.192	1:25.676	241.6	1:34:32.142
36	1	5:05.865	2:54.715	1:14.535	56.615	230.8	1:39:38.007
37	1	2:52.828	48.889	1:14.990	48.949	174.8	1:42:30.835
38	1	3:40.773	51.851	1:18.410	1:30.512	196.7	1:46:11.608
39	1	3:39.434	1:06.343	1:36.403	56.688	128.7	1:49:51.042
40	1	2:41.119	46.106	1:14.043	40.970	208.9	1:52:32.161
41	1	2:38.277	44.466	1:12.724	41.087	238.9	1:55:10.438
42	1	2:36.743	44.389	1:11.088	41.266	246.0	1:57:47.181
43	1	2:38.570	44.364	1:11.442	42.764	247.7	2:00:25.751
44	1	2:37.241	44.289	1:11.460	41.492	248.8	2:03:02.992
45	1	2:36.195	44.247	1:11.223	40.725	247.1	2:05:39.187
46	1	2:36.716	44.488	1:11.158	41.070	246.6	2:08:15.903
47	1	2:36.837	44.116	1:11.594	41.127	247.1	2:10:52.740
48	1	2:37.466	44.026	1:12.272	41.168	247.7	2:13:30.206
49	1	2:37.747	44.259	1:11.318	42.170	248.3	2:16:07.953
50	1	2:38.471	44.441	1:12.933	41.097	247.1	2:18:46.424
51	1	2:36.493	43.991	1:11.084	41.418	248.3	2:21:22.917

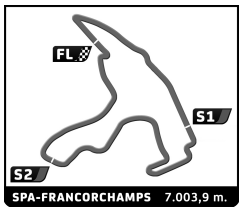

BELCAR ENDURANCE CHAMPIONSHIP

SPA RACING FESTIVAL

RACE

Sector Analysis

Personal Best | Session Best | **B** Crossing the finish line in pit lane

Lap	D	Time	Sector 1	Sector 2	Sector 3	T. Spd	Elapsed
52	1	2:36.224	44.330	1:10.852	41.042	247.7	2:23:59.141
53	1	2:38.367	43.970	1:12.581	41.816	249.4	2:26:37.508
54	1	2:37.391	44.228	1:12.052	41.111	246.6	2:29:14.899
55	1	2:37.587	45.154	1:11.350	41.083	246.6	2:31:52.486
56	1	2:36.089	43.862	1:11.318	40.909	248.8	2:34:28.575
57	1	2:35.889	43.948	1:11.002	40.939	250.6	2:37:04.464
58	1	2:37.263	43.978	1:11.951	41.334	247.7	2:39:41.727
59	1	2:35.346	43.889	1:10.846	40.611	251.2	2:42:17.073
60	1	2:36.204	44.471	1:10.939	40.794	246.6	2:44:53.277
61	1	2:39.547	44.565	1:13.633	41.349	247.1	2:47:32.824
62	1	2:42.966	44.798	1:14.122	44.046	236.8	2:50:15.790
63	1	2:37.709	45.060	1:11.831	40.818	247.1	2:52:53.499
64	1	2:36.950	44.020	1:11.541	41.389	242.7	2:55:30.449
65	1	2:39.072	44.053	1:13.749	41.270	237.9	2:58:09.521

31 **Selleslagh Racing Team** — AMG Mercedes GT4
1.Wim SPINOY
2.Kenneth HEYER
3

Lap	D	Time	Sector 1	Sector 2	Sector 3	T. Spd	Elapsed
1	1	2:54.404	55.099	1:15.580	43.725	215.1	2:54.404
2	1	2:45.512	46.697	1:15.777	43.038	238.9	5:39.916
3	1	2:42.787	45.600	1:14.771	42.416	239.5	8:22.703
4	1	2:43.373	45.642	1:13.560	44.171	241.6	11:06.076
5	1	2:41.842	45.918	1:13.464	42.460	240.5	13:47.918
6	1	2:39.299	45.110	1:12.813	41.376	244.3	16:27.217
7	1	2:38.549	44.906	1:12.347	41.296	242.7	19:05.766
8	1	2:37.508	44.836	1:11.541	41.131	242.7	21:43.274
9	1	2:40.275	45.076	1:13.191	42.008	243.8	24:23.549
10	1	2:39.930	45.837	1:11.500	42.593	247.1	27:03.479
11	1	2:38.201	44.479	1:12.216	41.506	240.5	29:41.680
12	1	2:36.910	44.260	1:11.254	41.396	247.7	32:18.590
13	1	2:37.777	44.688	1:11.553	41.536	245.5	34:56.367
14	1	2:37.885	44.725	1:11.419	41.741	242.2	37:34.252
15	1	2:38.282	45.197	1:12.243	40.842	242.2	40:12.534
16	1	2:36.974	44.535	1:11.505	40.934	246.6	42:49.508
17	1	2:38.059	44.221	1:12.330	41.508	250.0	45:27.567
18	1	2:36.343	44.485	1:11.147	40.711	247.7	48:03.910
19	1	2:41.630	44.282	1:15.055	42.293	248.3	50:45.540
20	1	2:39.804	44.601	1:13.141	42.062	247.1	53:25.344
21	1	2:39.783	45.654	1:12.709	41.420	246.6	56:05.127
22	1	2:37.494	44.404	1:11.938	41.152	245.5	58:42.621
23	1	2:37.751	44.637	1:12.102	41.012	245.5	1:01:20.372
24	1	2:39.264	44.462	1:13.175	41.627	247.1	1:03:59.636
25	1	2:39.798	45.166	1:12.873	41.759	244.9	1:06:39.434
26	1	2:40.093	44.974	1:13.400	41.719	193.2	1:09:19.527
27	1	2:38.339	44.596	1:12.546	41.197	243.8	1:11:57.866
28	1	2:38.883	44.309	1:13.328	41.246	247.7	1:14:36.749
29	1	2:38.975	45.015	1:12.415	41.545	246.6	1:17:15.724
30	2	4:07.068	2:13.836	1:11.877	41.355	232.8	1:21:22.792
31	2	2:37.487	44.049	1:12.629	40.809	248.3	1:24:00.279
32	2	2:39.031	44.454	1:11.356	43.221	246.6	1:26:39.310
33	2	2:37.543	44.350	1:11.971	41.222	244.3	1:29:16.853
34	2	2:52.719	45.731	1:18.753	48.235	223.6	1:32:09.572
35	2	3:01.016	52.625	1:20.902	47.489	183.7	1:35:10.588
36	2	4:08.376	1:09.929	2:09.212	49.235	123.9	1:39:18.964
37	2	3:01.577	53.220	1:20.548	47.809	175.6	1:42:20.541
38	2	4:24.708	2:21.701	1:18.548	44.459	192.5	1:46:45.249
39	2	3:17.849	46.937	1:33.537	57.375	157.4	1:50:03.098
40	2	2:40.916	46.089	1:12.508	42.319	208.1	1:52:44.014
41	2	2:35.441	43.857	1:10.703	40.881	251.7	1:55:19.455
42	2	2:36.379	44.001	1:11.506	40.872	241.6	1:57:55.834
43	2	2:37.951	44.173	1:12.756	41.022	238.4	2:00:33.785
44	2	2:36.033	44.539	1:11.413	40.081	249.4	2:03:09.818
45	2	2:34.412	43.512	1:09.969	40.931	251.2	2:05:44.230
46	2	2:34.897	43.654	1:10.141	41.102	250.6	2:08:19.127
47	2	2:34.399	43.818	1:10.222	40.359	248.8	2:10:53.526
48	2	2:34.892	43.656	1:10.734	40.502	253.5	2:13:28.418
49	2	2:35.532	43.740	1:11.305	40.487	248.8	2:16:03.950
50	2	2:35.540	44.172	1:10.831	40.537	248.8	2:18:39.490
51	2	2:35.246	43.571	1:10.281	41.394	250.0	2:21:14.736
52	2	2:34.416	43.769	1:10.188	40.459	247.1	2:23:49.152
53	2	2:35.756	43.599	1:10.685	41.472	251.2	2:26:24.908
54	2	2:38.321	43.912	1:12.048	42.361	227.8	2:29:03.229
55	2	2:35.451	43.807	1:11.207	40.437	249.4	2:31:38.680
56	2	2:35.202	43.599	1:11.004	40.599	250.0	2:34:13.882
57	2	2:36.439	43.952	1:11.267	41.220	250.0	2:36:50.321
58	2	2:34.709	43.620	1:10.377	40.712	251.2	2:39:25.030
59	2	2:36.100	43.456	1:11.293	41.351	248.8	2:42:01.130
60	2	2:35.600	43.491	1:11.091	41.018	252.3	2:44:36.730
61	2	2:35.445	43.992	1:10.648	40.805	249.4	2:47:12.175
62	2	2:35.177	43.598	1:10.804	40.775	249.4	2:49:47.352
63	2	2:34.861	43.640	1:10.777	40.444	248.8	2:52:22.213
64	2	2:34.543	43.787	1:10.320	40.436	248.8	2:54:56.756
65	2	2:36.205	43.811	1:11.663	40.731	236.3	2:57:32.961

39 **R&J Racing** — BMW M3
1.Roland VAN ASCH
2.Wim VERWIMP
3.Jurgen VERMEULEN
4

Lap	D	Time	Sector 1	Sector 2	Sector 3	T. Spd	Elapsed
1	2	3:13.002	1:04.252	1:20.969	47.781	197.1	3:13.002
2	2	3:01.454	52.240	1:20.545	48.669	196.0	6:14.456
3	2	3:12.738	52.159	1:20.519	1:00.060	200.4	9:27.194
4	2	3:03.951	52.469	1:23.063	48.419	199.3	12:31.145
5	2	3:05.464	53.446	1:23.119	48.899	195.3	15:36.609
6	2	3:06.344	52.762	1:23.605	49.977	200.4	18:42.953
7	2	3:04.367	52.977	1:23.115	48.275	204.2	21:47.320
8	2	3:03.167	52.830	1:21.440	48.897	185.6	24:50.487
9	2	3:05.928	52.370	1:23.851	49.707	191.8	27:56.415
10	2	3:00.501	52.694	1:20.100	47.707	204.5	30:56.916
11	2	2:59.629	51.751	1:20.181	47.697	198.5	33:56.545
12	2	3:03.760	54.192	1:21.649	47.919	197.4	37:00.305
13	2	3:05.253	52.794	1:23.605	48.854	196.7	40:05.558
14	2	3:03.874	52.663	1:22.362	48.849	203.0	43:09.432
15	2	3:05.408	52.117	1:23.852	49.439	199.6	46:14.840
16	2	3:08.444	53.411	1:24.256	50.777	193.9	49:23.284
17	1	5:56.169	3:42.491	1:23.843	49.835	175.9	55:19.453
18	1	3:09.815	54.257	1:24.831	50.727	165.1	58:29.268
19	1	3:05.702	55.026	1:22.363	48.313	172.2	1:01:34.970
20	1	3:04.344	53.425	1:22.706	48.213	160.7	1:04:39.314
21	1	3:04.889	53.119	1:23.468	48.302	172.5	1:07:44.203
22	1	3:04.571	53.001	1:23.231	48.339	174.8	1:10:48.774
23	1	3:03.865	53.039	1:22.200	48.626	165.9	1:13:52.639
24	1	3:03.769	54.416	1:21.899	47.454	182.1	1:16:56.408
25	1	3:00.960	52.941	1:21.020	46.999	180.9	1:19:57.368
26	1	3:00.416	52.163	1:20.936	47.317	187.2	1:22:57.784
27	1	3:03.541	52.532	1:23.708	47.301	184.3	1:26:01.325
28	1	3:02.729	52.698	1:22.258	47.773	177.0	1:29:04.054
29	1	3:03.240	54.276	1:21.003	47.961	175.0	1:32:07.294
30	1	3:02.291	53.759	1:21.113	47.419	173.6	1:35:09.585
31	1	4:08.610	1:08.384	2:10.169	50.057	136.9	1:39:18.195

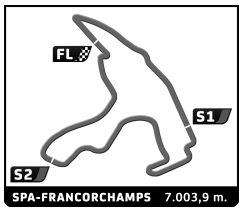

BELCAR ENDURANCE CHAMPIONSHIP

SPA RACING FESTIVAL

RACE

Sector Analysis

Personal Best | Session Best | **B** Crossing the finish line in pit lane

Lap	D	Time	Sector 1	Sector 2	Sector 3	T. Spd	Elapsed
32	1	3:01.477	53.324	1:20.539	47.614	172.8	1:42:19.672
33	1	3:42.664	53.332	1:21.312	1:28.020	169.5	1:46:02.336
34	1	3:43.009	1:07.468	1:37.340	58.201	130.0	1:49:45.345
35	3	5:48.641	3:39.456	1:21.750	47.435	188.8	1:55:33.986
36	3	2:56.390	51.449	1:18.786	46.155	204.2	1:58:30.376
37	3	2:55.548	51.234	1:18.101	46.213	205.7	2:01:25.924
38	3	2:56.249	51.368	1:18.577	46.304	200.7	2:04:22.173
39	3	2:54.285	51.495	1:16.968	45.822	207.7	2:07:16.458
40	3	2:54.528	50.792	1:16.860	46.876	202.2	2:10:10.986
41	3	2:55.978	51.680	1:17.969	46.329	208.5	2:13:06.964
42	3	2:55.836	51.687	1:18.416	45.733	203.8	2:16:02.800
43	3	2:54.429	51.255	1:17.054	46.120	202.2	2:18:57.229
44	3	2:55.612	51.988	1:17.431	46.193	206.5	2:21:52.841
45	3	3:08.957	51.127	1:30.959	46.871	208.5	2:25:01.798
46	3	2:56.376	51.415	1:17.817	47.144	208.1	2:27:58.174
47	3	2:57.105	50.939	1:18.739	47.427	208.5	2:30:55.279
48	3	2:57.019	51.194	1:18.986	46.839	197.4	2:33:52.298
49	3	2:58.005	51.177	1:19.079	47.749	200.0	2:36:50.303
50	3	2:59.025	51.393	1:20.629	47.003	200.7	2:39:49.328
51	3	2:58.061	51.155	1:19.640	47.266	200.0	2:42:47.389
52	3	2:57.555	51.685	1:18.914	46.956	198.9	2:45:44.944
53	3	3:00.344	52.025	1:20.721	47.598	201.1	2:48:45.288
54	3	3:01.208	53.371	1:20.737	47.100	201.1	2:51:46.496
55	3	2:57.129	51.519	1:19.105	46.505	205.7	2:54:43.625
56	3	2:57.520	51.289	1:19.475	46.756	201.9	2:57:41.145

42 **BMW Team Der Horst** — BMW 325i
1.Alex CASCATAU 3.Jeromy HESELS — 5
2.Niels DE KERPEL

Lap	D	Time	Sector 1	Sector 2	Sector 3	T. Spd	Elapsed
1	1	3:16.872	1:07.836	1:21.782	47.254	198.2	3:16.872
2	1	2:57.985	52.380	1:19.019	46.586	199.6	6:14.857
3	1	2:58.241	52.023	1:19.305	46.913	201.5	9:13.098
4	1	2:58.112	52.318	1:18.406	47.388	199.3	12:11.210
5	1	2:57.493	52.093	1:18.543	46.857	194.6	15:08.703
6	1	2:58.479	53.041	1:18.651	46.787	201.5	18:07.182
7	1	2:56.999	52.321	1:18.151	46.527	200.4	21:04.181
8	1	2:57.927	52.106	1:17.872	47.949	203.0	24:02.108
9	1	3:03.433	55.356	1:20.024	48.053	191.2	27:05.541
10	1	2:58.004	52.232	1:18.641	47.131	200.4	30:03.545
11	1	2:58.037	52.241	1:18.216	47.580	202.6	33:01.582
12	1	2:57.696	52.869	1:18.329	46.498	202.2	35:59.278
13	1	2:56.605	51.918	1:17.752	46.935	203.0	38:55.883
14	1	2:57.033	52.030	1:18.143	46.860	200.0	41:52.916
15	1	2:58.659	52.086	1:18.903	47.670	201.5	44:51.575
16	1	2:57.489	52.038	1:18.582	46.869	200.7	47:49.064
17	1	2:58.117	52.319	1:18.291	47.507	201.9	50:47.181
18	1	2:57.633	52.661	1:18.144	46.828	201.1	53:44.814
19	1	2:58.040	52.374	1:18.633	47.033	200.7	56:42.854
20	1	2:57.916	52.319	1:18.780	46.817	199.6	59:40.770
21	1	2:58.983	51.998	1:20.035	46.950	203.0	1:02:39.753
22	1	2:57.895	52.267	1:19.023	46.605	203.4	1:05:37.648
23	3	5:04.520	2:53.628	1:23.068	47.824	153.6	1:10:42.168
24	3	2:59.915	52.768	1:20.011	47.136	197.8	1:13:42.083
25	3	2:59.400	52.230	1:19.895	47.275	200.0	1:16:41.483
26	3	2:58.551	51.992	1:19.067	47.492	202.6	1:19:40.034
27	3	3:00.579	52.149	1:18.811	49.619	199.6	1:22:40.613
28	3	2:58.489	52.377	1:18.778	47.334	200.4	1:25:39.102
29	3	2:58.881	52.328	1:19.315	47.238	200.0	1:28:37.983
30	3	3:00.731	52.769	1:20.323	47.639	199.6	1:31:38.714
31	3	3:01.471	53.456	1:19.499	48.516	198.2	1:34:40.185
32	3	3:38.823	1:30.290	1:20.356	48.177	170.6	1:38:19.008
33	3	2:59.561	52.754	1:19.478	47.329	199.3	1:41:18.569
34	3	3:06.157	52.587	1:26.237	47.333	166.7	1:44:24.726
35	3	3:00.100	52.711	1:19.926	47.463	198.2	1:47:24.826
36	3	2:58.962	52.603	1:19.086	47.273	198.5	1:50:23.788
37	3	2:58.402	52.596	1:18.793	47.013	200.4	1:53:22.190
38	3	2:58.366	52.161	1:19.226	46.979	200.0	1:56:20.556
39	3	2:59.733	52.565	1:19.527	47.641	198.9	1:59:20.289
40	3	2:59.079	52.508	1:19.505	47.066	190.5	2:02:19.368
41	3	3:00.468	52.471	1:21.045	46.952	198.2	2:05:19.836
42	3	2:59.785	52.515	1:20.314	46.956	190.1	2:08:19.621
43	3	2:59.176	52.438	1:19.335	47.403	200.4	2:11:18.797
44	3	3:00.068	52.516	1:20.363	47.189	200.4	2:14:18.865
45	3	2:58.817	52.188	1:19.423	47.206	200.4	2:17:17.682
46	3	3:00.161	52.665	1:19.899	47.597	199.6	2:20:17.843
47	2	5:08.444	2:53.760	1:24.394	50.290	174.2	2:25:26.287
48	2	3:08.431	54.803	1:23.699	49.929	193.2	2:28:34.718
49	2	3:09.533	54.232	1:25.506	49.795	193.2	2:31:44.251
50	2	3:06.321	54.155	1:22.314	49.852	195.3	2:34:50.572
51	2	3:07.494	54.529	1:23.681	49.284	194.9	2:37:58.066
52	2	3:05.391	53.829	1:22.495	49.067	196.0	2:41:03.457
53	2	3:05.768	53.974	1:22.929	48.865	194.9	2:44:09.225
54	2	3:06.199	55.023	1:21.957	49.219	193.5	2:47:15.424
55	2	3:05.757	53.659	1:22.652	49.446	194.9	2:50:21.181
56	2	3:08.851	53.989	1:24.667	50.195	196.7	2:53:30.032
57	2	3:10.597	54.638	1:25.703	50.256	185.2	2:56:40.629

44 **Belgium Driver Academy vzw** — Wolf GB08
1.Maxim PAMPEL — 2
2.Martin DOUBEK

Lap	D	Time	Sector 1	Sector 2	Sector 3	T. Spd	Elapsed
1	2	2:43.093	50.919	1:12.041	40.133	208.5	2:43.093
2	2	2:31.599	44.438	1:07.409	39.752	220.0	5:14.692
3	2	2:30.824	44.590	1:06.319	39.915	222.7	7:45.516
4	2	2:30.794	44.521	1:06.439	39.834	220.0	10:16.310
5	2	2:35.363	45.424	1:08.995	40.944	221.8	12:51.673
6	2	2:32.820	44.985	1:07.660	40.175	221.8	15:24.493
7	2	2:32.661	44.898	1:07.316	40.447	220.0	17:57.154
8	2	2:32.118	45.119	1:06.432	40.567	220.4	20:29.272
9	2	2:30.666	44.830	1:05.901	39.935	220.9	22:59.938
10	2	2:30.669	44.619	1:05.887	40.163	222.2	25:30.607
11	2	2:31.504	44.541	1:06.521	40.442	221.8	28:02.111
12	2	2:32.526	45.825	1:06.418	40.283	216.4	30:34.637
13	2	2:30.890	44.639	1:06.403	39.848	220.4	33:05.527
14	2	2:32.984	45.123	1:07.725	40.136	222.7	35:38.511
15	2	2:30.527	44.574	1:06.262	39.691	221.3	38:09.038
16	2	2:31.690	44.432	1:06.705	40.553	221.3	40:40.728
17	2	2:33.736	44.579	1:08.683	40.474	220.9	43:14.464
18	2	2:32.470	45.645	1:06.303	40.522	217.3	45:46.934
19	2	2:31.117	44.892	1:06.509	39.716	222.2	48:18.051
20	2	2:33.883	44.596	1:07.941	41.346	220.9	50:51.934
21	2	2:33.647	44.473	1:08.141	41.033	222.7	53:25.581
22	2	2:33.104	44.627	1:08.459	40.018	222.2	55:58.685
23	2	2:34.997	44.352	1:08.712	41.933	220.4	58:33.682
24	2	2:32.216	44.532	1:07.418	40.266	222.2	1:01:05.898
25	2	2:32.996	44.375	1:08.041	40.580	221.8	1:03:38.894
26	2	2:32.445	44.349	1:07.777	40.319	220.4	1:06:11.339
27	2	2:35.741	44.592	1:10.432	40.717	221.3	1:08:47.080
28	2	2:34.499	44.469	1:08.904	41.126	220.4	1:11:21.579

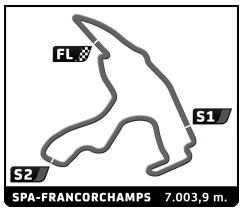

BELCAR ENDURANCE CHAMPIONSHIP
SPA RACING FESTIVAL
RACE

Sector Analysis

Personal Best | Session Best | **B** Crossing the finish line in pit lane

Lap	D	Time	Sector 1	Sector 2	Sector 3	T. Spd	Elapsed
29	2	2:35.909	45.639	1:09.804	40.466	220.9	1:13:57.488
30	2	2:36.023	47.154	1:08.366	40.503	214.3	1:16:33.511
31	2	2:32.063	44.858	1:06.560	40.645	219.1	1:19:05.574
32	1	4:01.878	2:11.349	1:09.369	41.160	207.3	1:23:07.452
33	1	2:37.389	45.807	1:10.768	40.814	222.7	1:25:44.841
34	1	2:35.409	46.008	1:08.531	40.870	215.6	1:28:20.250
35	1	2:49.769	47.938	1:13.323	48.508	215.1	1:31:10.019
36	1	3:25.061	53.268	1:21.074	1:10.719	194.9	1:34:35.080
37	1	3:40.596	1:30.849	1:21.770	47.977	177.6	1:38:15.676
38	1	3:00.036	52.556	1:20.259	47.221	193.9	1:41:15.712
39	1	3:02.136	53.775	1:22.233	46.128	158.4	1:44:17.848
40	1	2:56.481	51.172	1:18.449	46.860	200.7	1:47:14.329
41	1	2:56.804	50.811	1:18.743	47.250	200.4	1:50:11.133
42	1	2:39.947	47.113	1:09.962	42.872	214.3	1:52:51.080
43	1	2:40.774	47.869	1:10.234	42.671	217.3	1:55:31.854
44	1	2:36.410	45.835	1:09.635	40.940	215.6	1:58:08.264
45	1	2:35.744	45.569	1:08.885	41.290	216.0	2:00:44.008
46	1	2:34.326	45.395	1:08.025	40.906	216.4	2:03:18.334
47	1	2:41.275	45.215	1:11.357	44.703	216.4	2:05:59.609
48	1	2:40.335	47.652	1:10.038	42.645	210.5	2:08:39.944
49	1	2:46.771	47.180	1:15.870	43.721	211.4	2:11:26.715
50	1	2:42.150	48.389	1:12.131	41.630	207.7	2:14:08.865
51	1	2:39.815	48.097	1:10.139	41.579	209.7	2:16:48.680
52	1	2:40.575	48.078	1:09.262	43.235	210.5	2:19:29.255
53	1	2:36.378	46.386	1:09.078	40.914	214.3	2:22:05.633
54	1	2:40.288	46.169	1:13.021	41.098	213.4	2:24:45.921
55	1	2:39.142	46.210	1:11.133	41.799	215.1	2:27:25.063
56	1	3:51.834	2:00.559	1:10.316	40.959	208.1	2:31:16.897
57	1	2:36.155	45.159	1:09.002	41.994	218.2	2:33:53.052
58	1	2:36.712	44.898	1:10.437	41.377	210.9	2:36:29.764
59	1	2:36.606	45.836	1:09.289	41.481	213.0	2:39:06.370
60	1	2:39.537	45.843	1:12.021	41.673	214.7	2:41:45.907
61	1	3:11.552	1:20.291	1:09.606	41.655	206.9	2:44:57.459
62	1	2:38.178	46.137	1:10.539	41.502	214.7	2:47:35.637
63	1	2:39.374	46.191	1:10.602	42.581	215.1	2:50:15.011
64	1	2:48.091	45.883	1:12.589	49.619	213.4	2:53:03.102
65	1	2:42.098	48.630	1:11.869	41.599	212.6	2:55:45.200
66	1	2:36.236	45.557	1:08.883	41.796	214.3	2:58:21.436

57 **QSR Racing School** — BMW 325i
1.Joël UYLENBROECK 3.Johnny DE BREUCKER 5
2.Luc JANSSENS

Lap	D	Time	Sector 1	Sector 2	Sector 3	T. Spd	Elapsed
1	2	3:11.573	1:05.681	1:18.633	47.259	196.0	3:11.573
2	2	2:57.422	52.935	1:17.973	46.514	194.2	6:08.995
3	2	2:56.692	52.365	1:17.827	46.500	198.5	9:05.687
4	2	2:56.878	52.217	1:17.796	46.865	198.2	12:02.565
5	2	2:58.426	52.493	1:19.521	46.412	197.1	15:00.991
6	2	2:58.490	52.411	1:18.998	47.081	198.9	17:59.481
7	2	2:58.370	52.414	1:18.775	47.181	197.1	20:57.851
8	2	3:00.856	52.712	1:21.370	46.774	193.9	23:58.707
9	2	3:00.136	52.422	1:19.855	47.859	198.2	26:58.843
10	2	2:59.253	53.460	1:19.155	46.638	196.4	29:58.096
11	2	2:58.659	52.205	1:19.452	47.002	198.2	32:56.755
12	2	2:59.494	52.559	1:19.785	47.150	198.2	35:56.249
13	2	3:00.141	52.532	1:19.339	48.270	196.7	38:56.390
14	2	2:56.869	52.230	1:18.290	46.349	200.4	41:53.259
15	2	2:59.138	52.771	1:18.682	47.685	198.5	44:52.397
16	2	2:57.792	51.932	1:18.859	47.001	201.1	47:50.189
17	2	2:58.133	52.031	1:19.405	46.697	201.1	50:48.322
18	2	2:57.987	52.593	1:18.926	46.468	200.7	53:46.309
19	2	2:59.756	52.851	1:19.622	47.283	197.4	56:46.065
20	2	2:57.965	52.481	1:18.844	46.640	195.7	59:44.030
21	2	2:58.226	52.381	1:18.913	46.932	198.9	1:02:42.256
22	1	5:06.693	2:57.373	1:20.525	48.795	180.9	1:07:48.949
23	1	3:01.189	53.688	1:19.738	47.763	193.5	1:10:50.138
24	1	3:02.530	53.835	1:20.642	48.053	191.8	1:13:52.668
25	1	3:01.335	53.527	1:20.240	47.568	194.2	1:16:54.003
26	1	3:00.834	53.704	1:19.757	47.373	191.8	1:19:54.837
27	1	3:00.159	53.145	1:19.407	47.607	194.2	1:22:54.996
28	1	3:01.627	54.780	1:19.458	47.389	189.1	1:25:56.623
29	1	3:01.064	53.072	1:19.275	48.717	194.9	1:28:57.687
30	1	3:00.803	53.736	1:19.814	47.253	195.3	1:31:58.490
31	1	2:58.951	52.925	1:19.093	46.933	196.0	1:34:57.441
32	1	4:18.653	1:19.341	2:09.348	49.964	129.3	1:39:16.094
33	1	3:00.779	54.111	1:19.243	47.425	191.5	1:42:16.873
34	1	3:43.488	53.456	1:22.041	1:27.991	193.5	1:46:00.361
35	1	3:43.931	1:08.264	1:36.966	58.701	130.3	1:49:44.292
36	1	3:04.963	56.217	1:21.264	47.482	187.8	1:52:49.255
37	1	3:02.221	53.727	1:20.316	48.178	191.8	1:55:51.476
38	1	2:59.506	53.090	1:19.169	47.247	194.9	1:58:50.982
39	1	2:58.652	52.740	1:18.740	47.172	196.7	2:01:49.634
40	1	2:59.448	52.258	1:19.904	47.286	196.4	2:04:49.082
41	1	2:58.955	52.555	1:19.171	47.229	196.0	2:07:48.037
42	3	5:13.422	2:55.299	1:26.625	51.498	177.3	2:13:01.459
43	3	3:14.532	56.837	1:26.867	50.828	184.6	2:16:15.991
44	3	3:13.946	56.287	1:25.964	51.695	184.6	2:19:29.937
45	3	3:13.706	57.125	1:25.575	51.006	184.0	2:22:43.643
46	3	3:13.263	56.229	1:25.658	51.376	187.2	2:25:56.906
47	3	3:15.590	57.407	1:26.303	51.880	182.1	2:29:12.496
48	3	3:16.337	57.938	1:27.381	51.018	183.1	2:32:28.833
49	3	3:12.792	56.366	1:25.555	50.871	187.8	2:35:41.625
50	3	3:15.653	57.159	1:26.059	52.435	185.2	2:38:57.278
51	3	3:14.163	56.271	1:26.010	51.882	185.6	2:42:11.441
52	3	3:14.843	58.075	1:25.548	51.220	184.9	2:45:26.284
53	3	3:14.510	56.866	1:26.410	51.234	185.9	2:48:40.794
54	3	3:13.800	57.103	1:25.742	50.955	185.2	2:51:54.594
55	3	3:13.344	56.738	1:26.309	50.297	187.5	2:55:07.938
56	3	3:12.594	56.345	1:25.696	50.553	187.5	2:58:20.532

62 **Semespeed** — Lamborghini Supertrofeo Evo
1.Benoit SEMOULIN 1
2.François SEMOULIN

Lap	D	Time	Sector 1	Sector 2	Sector 3	T. Spd	Elapsed
1	1	2:40.970	49.421	1:12.582	38.967	201.1	2:40.970
2	1	2:30.634	42.135	1:09.126	39.373	258.4	5:11.604
3	1	2:27.978	41.675	1:07.795	38.508	268.7	7:39.582
4	1	2:27.470	41.183	1:08.111	38.176	268.7	10:07.052
5	1	2:29.424	41.220	1:08.540	39.664	266.0	12:36.476
6	1	2:29.978	43.485	1:08.052	38.441	265.4	15:06.454
7	1	2:29.578	41.135	1:10.075	38.368	270.7	17:36.032
8	1	2:27.646	41.254	1:08.292	38.100	268.7	20:03.678
9	1	2:30.072	41.574	1:09.573	38.925	266.0	22:33.750
10	1	2:28.564	41.145	1:08.828	38.591	265.4	25:02.314
11	1	2:29.353	41.378	1:09.542	38.433	225.0	27:31.667
12	1	2:30.557	41.316	1:10.143	39.098	266.0	30:02.224
13	1	2:31.109	41.614	1:10.412	39.083	269.3	32:33.333
14	1	2:30.064	41.327	1:09.999	38.738	255.3	35:03.397
15	1	2:31.295	41.398	1:10.815	39.082	260.9	37:34.692
16	1	2:31.447	41.924	1:10.349	39.174	231.3	40:06.139

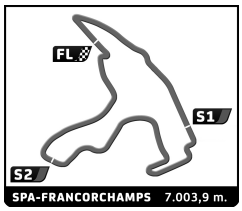

BELCAR ENDURANCE CHAMPIONSHIP

SPA RACING FESTIVAL

RACE

Sector Analysis

Personal Best | Session Best | **B** Crossing the finish line in pit lane

Lap	D	Time	Sector 1	Sector 2	Sector 3	T. Spd	Elapsed
17	1	2:33.062	42.201	1:11.245	39.616	228.8	42:39.201
18	1	2:32.703	42.738	1:11.106	38.859	247.7	45:11.904
19	1	2:30.982	41.291	1:10.444	39.247	262.1	47:42.886
20	1	2:31.762	41.846	1:10.814	39.102	257.8	50:14.648
21	1	2:36.003	42.607	1:12.497	40.899	251.7	52:50.651
22	1	2:33.138	42.400	1:11.524	39.214	242.7	55:23.789
23	1	2:34.302	41.882	1:12.165	40.255	254.1	57:58.091
24	1	4:47.035	2:52.141	1:15.099	39.795	233.8	1:02:45.126
25	1	2:32.921	42.157	1:11.274	39.490	249.4	1:05:18.047
26	1	2:30.024	41.201	1:10.020	38.803	234.3	1:07:48.071
27	1	2:31.307	41.704	1:10.605	38.998	256.5	1:10:19.378
28	1	2:29.038	40.599	1:09.862	38.577	266.0	1:12:48.416
29	1	2:29.652	40.696	1:10.143	38.813	270.0	1:15:18.068
30	1	2:31.423	41.275	1:10.996	39.152	251.2	1:17:49.491
31	1	2:33.200	41.117	1:11.128	40.955	266.7	1:20:22.691
32	1	2:32.891	42.171	1:10.595	40.125	229.8	1:22:55.582
33	1	2:30.412	41.365	1:10.363	38.684	268.7	1:25:25.994
34	1	2:31.649	40.910	1:10.950	39.789	231.3	1:27:57.643
35	1	2:39.696	43.398	1:11.648	44.650	242.7	1:30:37.339
36	1	3:54.068	45.564	1:43.045	1:25.459	241.1	1:34:31.407
37	1	3:23.944	1:29.140	1:12.761	42.043	210.1	1:37:55.351
38	1	2:42.630	48.347	1:12.681	41.602	207.3	1:40:37.981
39	1	2:41.131	47.960	1:12.398	40.773	211.4	1:43:19.112
40	1	3:05.520	47.437	1:12.833	1:05.250	213.4	1:46:24.632
41	1	4:43.944	2:44.123	1:18.950	40.871	213.9	1:51:08.576
42	1	2:32.494	43.080	1:10.551	38.863	254.1	1:53:41.070
43	1	2:30.577	41.834	1:10.000	38.743	263.4	1:56:11.647
44	1	2:32.050	41.480	1:10.593	39.977	260.2	1:58:43.697
45	1	2:33.739	41.802	1:12.319	39.618	233.3	2:01:17.436
46	1	2:31.877	41.663	1:11.093	39.121	262.8	2:03:49.313
47	1	2:31.834	41.828	1:11.128	38.878	250.0	2:06:21.147
48	1	2:34.317	41.761	1:11.912	40.644	242.2	2:08:55.464
49	1	3:38.363	1:44.870	1:13.875	39.618	223.6	2:12:33.827
50	1	2:34.496	42.822	1:11.327	40.347	228.3	2:15:08.323
51	1	2:33.455	42.091	1:11.970	39.394	238.9	2:17:41.778
52	1	2:33.464	41.586	1:12.025	39.853	255.9	2:20:15.242
53	1	2:33.659	41.738	1:12.436	39.485	252.3	2:22:48.901
54	1	2:33.404	41.777	1:11.020	40.607	256.5	2:25:22.305
55	1	2:36.768	41.980	1:13.817	40.971	232.8	2:27:59.073
56	1	2:35.879	42.075	1:13.673	40.131	253.5	2:30:34.952
57	1	2:36.379	41.961	1:13.516	40.902	254.7	2:33:11.331
58	1	2:33.576	42.333	1:11.681	39.562	255.9	2:35:44.907
59	1	2:33.827	42.072	1:12.178	39.577	243.2	2:38:18.734
60	1	2:34.723	42.370	1:12.378	39.975	246.0	2:40:53.457
61	1	2:32.728	41.828	1:11.414	39.486	255.9	2:43:26.185
62	1	2:38.309	46.501	1:12.168	39.640	223.6	2:46:04.494
63	1	2:33.040	42.332	1:10.935	39.773	235.3	2:48:37.534
64	1	2:32.787	41.638	1:11.470	39.679	253.5	2:51:10.321
65	1	2:32.879	42.128	1:11.284	39.467	243.8	2:53:43.200
66	1	2:45.020	42.329	1:16.026	46.665	226.9	2:56:28.220

64 KDW Racing — BMW M4 GT4
1.Koen DE WIT — 3

Lap	D	Time	Sector 1	Sector 2	Sector 3	T. Spd	Elapsed
1	1	2:46.837	52.519	1:13.123	41.195	231.3	2:46.837
2	1	2:35.960	43.833	1:11.701	40.426	232.8	5:22.797
3	1	2:35.607	44.275	1:10.828	40.504	247.1	7:58.404
4	1	2:35.934	43.795	1:11.105	41.034	249.4	10:34.338
5	1	2:36.654	44.613	1:11.354	40.687	243.8	13:10.992
6	1	2:36.795	44.189	1:11.698	40.908	245.5	15:47.787
7	1	2:39.646	44.332	1:13.599	41.715	242.7	18:27.433
8	1	2:37.528	44.486	1:11.928	41.114	242.7	21:04.961
9	1	2:37.088	44.188	1:11.718	41.182	244.9	23:42.049
10	1	2:36.698	44.126	1:11.421	41.151	244.3	26:18.747
11	1	2:38.798	45.005	1:12.557	41.236	229.3	28:57.545
12	1	2:37.933	44.877	1:12.148	40.908	244.3	31:35.478
13	1	2:40.146	45.642	1:13.006	41.498	242.2	34:15.624
14	1	2:39.240	45.317	1:12.583	41.340	241.1	36:54.864
15	1	2:38.163	44.279	1:12.060	41.824	244.9	39:33.027
16	1	2:38.337	44.381	1:12.673	41.283	245.5	42:11.364
17	1	2:39.048	44.418	1:12.918	41.712	243.2	44:50.412
18	1	2:38.457	44.424	1:12.402	41.631	243.2	47:28.869
19	1	2:39.630	45.083	1:12.480	42.067	243.2	50:08.499
20	1	2:40.817	44.914	1:14.209	41.694	237.4	52:49.316
21	1	2:39.087	44.994	1:12.472	41.621	244.3	55:28.403
22	1	2:39.514	44.525	1:13.055	41.934	242.7	58:07.917
23	1	2:40.096	44.567	1:13.210	42.319	239.5	1:00:48.013
24	1	2:39.408	44.383	1:13.019	42.006	246.0	1:03:27.421
25	1	2:41.222	44.816	1:13.327	43.079	241.6	1:06:08.643
26	1	5:18.872	3:26.137	1:12.232	40.503	234.3	1:11:27.515
27	1	2:36.126	44.322	1:10.914	40.890	244.9	1:14:03.641
28	1	2:35.695	43.883	1:11.098	40.714	234.8	1:16:39.336
29	1	2:35.782	44.034	1:10.948	40.800	245.5	1:19:15.118
30	1	2:36.382	44.175	1:11.415	40.792	241.6	1:21:51.500
31	1	2:37.412	44.493	1:12.038	40.881	242.2	1:24:28.912
32	1	2:36.840	44.338	1:11.725	40.777	247.1	1:27:05.752
33	1	2:36.866	44.298	1:11.318	41.250	244.3	1:29:42.618
34	1	2:59.940	1:06.546	1:12.058	41.336	204.5	1:32:42.558
35	1	2:43.775	46.691	1:12.111	44.973	236.3	1:35:26.333
36	1	3:59.562	58.103	2:09.437	52.022	126.6	1:39:25.895
37	1	4:02.989	2:09.932	1:12.131	40.926	233.3	1:43:28.884
38	1	2:56.323	44.684	1:11.443	1:00.196	240.0	1:46:25.207
39	1	3:35.774	1:04.365	1:34.637	56.772	110.2	1:50:00.981
40	1	2:39.743	46.578	1:12.146	41.019	237.9	1:52:40.724
41	1	2:38.338	45.002	1:12.588	40.748	236.3	1:55:19.062
42	1	2:36.537	44.143	1:11.494	40.900	243.8	1:57:55.599
43	1	2:38.096	44.202	1:12.787	41.107	242.2	2:00:33.695
44	1	2:38.261	44.303	1:12.719	41.239	248.3	2:03:11.956
45	1	2:37.006	43.869	1:12.372	40.765	242.7	2:05:48.962
46	1	2:36.764	44.046	1:11.789	40.929	247.1	2:08:25.726
47	1	3:00.016	1:05.918	1:12.266	41.832	234.3	2:11:25.742
48	1	2:37.594	44.143	1:11.991	41.460	240.5	2:14:03.336
49	1	2:38.093	44.513	1:12.079	41.501	242.7	2:16:41.429
50	1	2:38.146	44.579	1:12.132	41.435	243.8	2:19:19.575
51	1	2:38.700	44.024	1:12.658	42.018	244.9	2:21:58.275
52	1	2:38.266	44.133	1:12.855	41.278	237.9	2:24:36.541
53	1	2:38.798	45.615	1:12.031	41.152	241.6	2:27:15.339
54	1	2:38.188	44.290	1:12.442	41.456	244.3	2:29:53.527
55	1	2:38.896	44.228	1:12.664	42.004	240.5	2:32:32.423
56	1	2:38.764	44.362	1:13.169	41.233	238.4	2:35:11.187
57	1	2:38.133	44.344	1:12.489	41.300	245.5	2:37:49.320
58	1	2:38.203	44.412	1:12.425	41.366	244.3	2:40:27.523
59	1	2:38.289	44.102	1:12.812	41.375	240.5	2:43:05.812
60	1	2:39.629	44.179	1:13.920	41.530	244.9	2:45:45.441
61	1	2:38.140	44.091	1:12.750	41.299	244.9	2:48:23.581
62	1	2:38.528	44.017	1:12.814	41.697	246.6	2:51:02.109
63	1	2:38.543	44.136	1:12.782	41.625	246.0	2:53:40.652

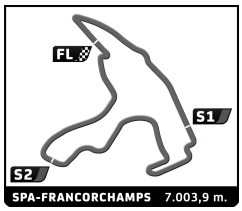

BELCAR ENDURANCE CHAMPIONSHIP
SPA RACING FESTIVAL
RACE

Sector Analysis

Personal Best | Session Best | **B** Crossing the finish line in pit lane

Lap	D	Time	Sector 1	Sector 2	Sector 3	T. Spd	Elapsed
64	1	2:40.887	44.256	1:13.623	43.008	246.0	2:56:21.539

68 **T2 Racing** — Lieger Js53 Evo 2 — 2
1.Mike FENZL 2.Corina FENZL 3.Stephan BRINTZINGER

Lap	D	Time	Sector 1	Sector 2	Sector 3	T. Spd	Elapsed
1	3	2:42.619	50.795	1:11.965	39.859	218.6	2:42.619
2	3	2:31.615	42.841	1:09.082	39.692	234.8	5:14.234
3	3	2:30.458	43.142	1:07.652	39.664	234.3	7:44.692
4	3	2:31.148	43.175	1:07.735	40.238	233.3	10:15.840
5	3	2:31.584	43.836	1:08.008	39.740	231.8	12:47.424
6	3	2:30.745	43.192	1:07.834	39.719	234.8	15:18.169
7	3	2:31.931	43.038	1:08.737	40.156	234.3	17:50.100
8	3	2:32.209	43.754	1:08.777	39.678	235.3	20:22.309
9	3	2:30.955	43.241	1:08.158	39.556	234.3	22:53.264
10	3	2:28.951	42.833	1:06.486	39.632	234.8	25:22.215
11	3	2:31.503	42.931	1:08.259	40.313	233.3	27:53.718
12	3	2:31.782	42.660	1:08.373	40.749	232.8	30:25.500
13	3	2:32.916	43.165	1:09.262	40.489	235.3	32:58.416
14	3	2:30.551	43.069	1:08.410	39.072	235.3	35:28.967
15	3	2:27.061	42.928	1:05.450	38.683	233.3	37:56.028
16	3	2:27.832	42.776	1:06.249	38.807	232.3	40:23.860
17	3	2:28.609	42.923	1:06.894	38.792	234.8	42:52.469
18	3	2:29.973	42.784	1:08.080	39.109	235.3	45:22.442
19	3	2:28.801	42.809	1:07.016	38.976	231.8	47:51.243
20	3	2:29.012	43.086	1:06.030	39.896	234.8	50:20.255
21	3	3:39.490	48.998	1:45.336	1:05.156	125.7	53:59.745
22	3	6:23.514	4:31.049	1:11.645	40.820	191.2	1:00:23.259
23	3	2:37.496	44.542	1:10.761	42.193	233.3	1:03:00.755
24	3	2:38.310	44.984	1:11.186	42.140	232.3	1:05:39.065
25	3	2:37.871	45.266	1:11.050	41.555	228.3	1:08:16.936
26	3	2:38.405	44.912	1:11.327	42.166	225.0	1:10:55.341
27	3	2:39.968	46.128	1:12.369	41.471	217.7	1:13:35.309
28	3	2:38.571	44.844	1:11.930	41.797	228.3	1:16:13.880
29	3	2:38.901	45.069	1:12.535	41.297	206.1	1:18:52.781
30	3	2:40.423	44.918	1:12.864	42.641	212.2	1:21:33.204
31	3	3:32.764	1:41.474	1:09.707	41.583	218.2	1:25:05.968
32	3	2:36.638	45.303	1:09.750	41.585	227.8	1:27:42.606
33	3	2:37.732	44.611	1:11.278	41.843	229.3	1:30:20.338
34	3	4:09.727	48.231	1:56.704	1:24.792	201.1	1:34:30.065
35	3	3:24.144	1:29.590	1:12.216	42.338	200.0	1:37:54.209
36	3	2:43.193	49.038	1:11.885	42.270	206.9	1:40:37.402
37	3	2:40.968	48.171	1:10.900	41.897	215.1	1:43:18.370
38	3	3:05.082	47.886	1:10.688	1:06.508	219.5	1:46:23.452
39	3	3:36.934	1:05.398	1:34.872	56.664	117.4	1:50:00.386
40	3	2:44.320	48.494	1:12.169	43.657	216.4	1:52:44.706
41	3	2:40.424	45.252	1:10.632	44.540	227.8	1:55:25.130
42	3	2:32.962	44.677	1:08.590	39.695	228.3	1:57:58.092
43	3	2:36.634	44.111	1:11.045	41.478	226.4	2:00:34.726
44	3	2:38.219	44.558	1:11.687	41.974	220.0	2:03:12.945
45	3	2:36.550	43.997	1:11.679	40.874	229.3	2:05:49.495
46	2	5:13.188	3:07.570	1:17.259	48.359	199.3	2:11:02.683
47	2	2:51.672	48.284	1:17.538	45.850	180.9	2:13:54.355
48	2	2:48.864	48.577	1:14.713	45.574	210.9	2:16:43.219
49	2	2:46.775	46.405	1:13.580	46.790	219.5	2:19:29.994
50	2	2:48.870	47.293	1:16.748	44.829	200.4	2:22:18.864
51	2	2:48.018	46.915	1:16.021	45.082	186.2	2:25:06.882
52	2	2:59.825	48.257	1:19.352	52.216	196.4	2:28:06.707
53	2	5:04.393	2:59.856	1:19.203	45.334	184.0	2:33:11.100
54	2	2:48.412	47.745	1:15.796	44.871	193.9	2:35:59.512
55	2	2:45.805	46.467	1:15.732	43.606	189.5	2:38:45.317
56	2	5:01.237	3:10.892	1:09.472	40.873	217.7	2:43:46.554
57	2	2:34.738	44.202	1:09.974	40.562	232.3	2:46:21.292
58	2	2:32.676	43.897	1:08.658	40.121	234.3	2:48:53.968
59	2	2:31.178	43.758	1:07.661	39.759	230.8	2:51:25.146
60	2	2:32.221	44.161	1:08.382	39.678	225.9	2:53:57.367
61	2	2:32.083	44.095	1:07.813	40.175	232.3	2:56:29.450

69 **AR Performance** — BMW E90 325i — 5
1.Nicolas HERMANS 2.Cedric BAETEN 3.Olivier HERTSENS

Lap	D	Time	Sector 1	Sector 2	Sector 3	T. Spd	Elapsed
1	1	3:12.463	1:07.465	1:18.338	46.660	201.9	3:12.463
2	1	2:56.224	51.886	1:17.566	46.772	200.7	6:08.687
3	1	2:55.224	51.481	1:17.412	46.331	204.9	9:03.911
4	1	2:56.175	51.379	1:18.265	46.531	204.2	12:00.086
5	1	2:57.047	51.360	1:18.644	47.043	204.2	14:57.133
6	1	2:58.039	51.579	1:18.011	48.449	206.5	17:55.172
7	1	3:01.909	53.045	1:20.133	48.731	199.3	20:57.081
8	1	3:06.523	53.507	1:23.045	49.971	196.0	24:03.604
9	1	3:04.518	53.802	1:22.030	48.686	198.9	27:08.122
10	1	3:04.847	52.972	1:23.254	48.621	199.3	30:12.969
11	1	3:06.395	53.414	1:23.220	49.761	197.8	33:19.364
12	3	21:29.795	...	1:28.754	48.313	183.7	54:49.159
13	3	3:05.850	54.216	1:22.390	49.244	190.1	57:55.009
14	3	4:11.267	2:03.986	1:19.828	47.453	184.3	1:02:06.276
15	3	3:00.444	53.117	1:19.965	47.362	197.1	1:05:06.720
16	3	3:00.230	52.669	1:20.653	46.908	198.2	1:08:06.950
17	3	2:59.977	52.482	1:19.886	47.609	198.9	1:11:06.927
18	3	2:58.611	52.248	1:19.697	46.666	200.0	1:14:05.538
19	3	2:58.460	52.059	1:19.282	47.119	204.2	1:17:03.998
20	3	2:57.963	51.921	1:18.763	47.279	203.8	1:20:01.961
21	3	2:57.111	51.726	1:18.428	46.957	203.4	1:22:59.072
22	3	3:00.457	51.902	1:21.770	46.785	187.5	1:25:59.529
23	3	2:58.079	51.952	1:18.858	47.269	200.7	1:28:57.608
24	3	2:59.178	52.577	1:19.898	46.703	194.2	1:31:56.786
25	3	2:57.885	52.407	1:18.963	46.515	200.0	1:34:54.671
26	3	4:18.630	1:20.585	2:10.103	47.942	112.7	1:39:13.301
27	3	2:58.086	52.264	1:19.060	46.762	199.6	1:42:11.387
28	3	3:47.944	52.324	1:27.852	1:27.768	199.3	1:45:59.331
29	3	3:44.165	1:08.092	1:37.397	58.676	140.1	1:49:43.496
30	3	3:00.379	52.471	1:20.676	47.232	200.0	1:52:43.875
31	3	2:59.065	51.855	1:20.231	46.979	197.8	1:55:42.940
32	3	2:57.267	51.477	1:18.904	46.886	203.8	1:58:40.207
33	3	2:57.408	51.618	1:18.891	46.899	203.0	2:01:37.615
34	3	2:57.900	51.759	1:19.193	46.948	203.0	2:04:35.515
35	3	2:57.875	51.824	1:19.061	46.990	201.5	2:07:33.390
36	2	4:31.889	2:20.688	1:22.813	48.388	177.0	2:12:05.279
37	2	3:04.907	53.906	1:21.777	49.224	186.2	2:15:10.186
38	2	3:06.430	55.273	1:22.391	48.766	176.8	2:18:16.616
39	2	3:05.460	53.922	1:21.666	49.872	187.8	2:21:22.076
40	2	3:04.230	53.998	1:21.891	48.341	196.4	2:24:26.306
41	2	3:03.422	53.730	1:21.230	48.462	196.0	2:27:29.728
42	2	3:06.043	53.316	1:23.001	49.726	192.2	2:30:35.771
43	2	3:08.245	55.012	1:24.208	49.025	180.6	2:33:44.016
44	2	3:07.213	53.879	1:22.529	50.805	188.5	2:36:51.229
45	2	3:06.979	53.955	1:22.789	50.235	194.2	2:39:58.208

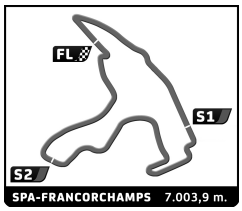

BELCAR ENDURANCE CHAMPIONSHIP
SPA RACING FESTIVAL
RACE

Sector Analysis

Personal Best | Session Best | **B** Crossing the finish line in pit lane

70 — AR Performance — BMW E90 325i — 5
1.Jo LAMMENS
2.Davy SUFFELEERS
3.Kurt HEIRMAN

Lap	D	Time	Sector 1	Sector 2	Sector 3	T. Spd	Elapsed
1	1	3:18.254	1:07.446	1:21.925	48.883	192.5	3:18.254
2	1	3:03.711	53.958	1:21.450	48.303	191.5	6:21.965
3	1	3:02.121	53.164	1:19.993	48.964	194.9	9:24.086
4	1	2:59.384	53.039	1:19.028	47.317	192.9	12:23.470
5	1	2:59.388	52.206	1:19.734	47.448	194.6	15:22.858
6	1	3:01.432	52.826	1:21.390	47.216	195.7	18:24.290
7	1	2:59.171	52.506	1:18.732	47.933	195.3	21:23.461
8	1	3:01.341	52.829	1:19.385	49.127	194.6	24:24.802
9	1	3:01.834	53.417	1:20.830	47.587	193.5	27:26.636
10	1	3:01.388	52.924	1:20.449	48.015	192.9	30:28.024
11	1	2:59.696	52.971	1:19.177	47.548	194.6	33:27.720
12	1	3:01.538	52.973	1:20.909	47.656	192.5	36:29.258
13	1	3:00.340	53.122	1:19.599	47.619	193.5	39:29.598
14	1	3:02.004	54.837	1:19.545	47.622	189.5	42:31.602
15	1	3:03.139	53.288	1:21.918	47.933	193.5	45:34.741
16	1	3:02.607	53.706	1:21.469	47.432	193.5	48:37.348
17	1	3:00.736	52.939	1:20.168	47.629	192.2	51:38.084
18	1	3:00.330	52.772	1:20.146	47.412	194.6	54:38.414
19	2	4:58.262	2:47.944	1:22.183	48.135	180.3	59:36.676
20	2	2:59.583	52.595	1:20.216	46.772	201.1	1:02:36.259
21	2	2:59.893	51.609	1:20.548	47.736	201.1	1:05:36.152
22	2	2:59.237	51.891	1:20.154	47.192	199.3	1:08:35.389
23	2	2:59.660	51.860	1:20.482	47.318	201.1	1:11:35.049
24	2	2:58.182	51.422	1:19.840	46.920	203.8	1:14:33.231
25	2	2:56.972	51.859	1:18.570	46.543	200.0	1:17:30.203
26	2	2:57.691	51.846	1:18.810	47.035	199.6	1:20:27.894
27	2	2:57.179	51.762	1:18.849	46.568	199.6	1:23:25.073
28	2	2:58.843	51.842	1:19.074	47.927	198.2	1:26:23.916
29	2	2:57.454	51.714	1:19.221	46.519	200.4	1:29:21.370
30	2	2:59.614	52.854	1:19.450	47.310	197.1	1:32:20.984
31	2	2:58.951	52.752	1:19.278	46.921	197.1	1:35:19.935
32	2	4:03.174	1:02.664	2:09.471	51.039	119.3	1:39:23.109
33	2	3:01.073	53.456	1:19.781	47.836	174.8	1:42:24.182
34	2	3:42.374	53.123	1:20.257	1:28.994	183.1	1:46:06.556
35	2	3:41.793	1:06.036	1:38.538	57.219	131.4	1:49:48.349
36	2	2:58.843	52.112	1:20.196	46.535	202.6	1:52:47.192
37	2	2:59.299	52.942	1:19.104	47.253	200.0	1:55:46.491
38	2	2:57.654	51.810	1:19.219	46.625	199.3	1:58:44.145
39	2	2:57.367	51.784	1:18.684	46.899	200.7	2:01:41.512
40	2	4:22.640	2:12.007	1:21.119	49.514	181.5	2:06:04.152
41	2	3:00.991	53.096	1:19.713	48.182	198.2	2:09:05.143
42	2	3:01.422	52.409	1:21.503	47.510	194.6	2:12:06.565
43	2	2:59.672	52.234	1:19.322	48.116	201.5	2:15:06.237
44	2	3:01.766	53.497	1:19.618	48.651	198.5	2:18:08.003
45	2	3:00.988	52.786	1:19.464	48.738	193.5	2:21:08.991
46	2	2:59.057	51.719	1:19.625	47.713	199.6	2:24:08.048
47	2	3:00.208	52.030	1:20.044	48.134	196.0	2:27:08.256
48	2	3:02.904	52.699	1:21.797	48.408	193.9	2:30:11.160
49	2	3:02.693	52.521	1:20.998	49.174	194.6	2:33:13.853
50	2	3:02.454	53.487	1:20.588	48.379	192.5	2:36:16.307
51	2	2:59.352	51.989	1:19.458	47.905	203.0	2:39:15.659
52	2	2:59.383	51.900	1:19.930	47.553	203.0	2:42:15.042
53	2	3:00.719	53.248	1:19.191	48.280	198.2	2:45:15.761
54	2	2:59.332	51.953	1:19.760	47.619	203.0	2:48:15.093
55	2	3:00.620	52.165	1:20.517	47.938	201.5	2:51:15.713
56	2	3:00.513	52.415	1:20.038	48.060	194.2	2:54:16.226
57	2	2:59.773	51.926	1:19.718	48.129	202.2	2:57:15.999

77 — Domec Racing — Radical RXC — 1
1.Patrick ENGELEN
2.Alain BERG

Lap	D	Time	Sector 1	Sector 2	Sector 3	T. Spd	Elapsed
1	1	2:38.185	48.009	1:10.741	39.435	200.4	2:38.185
2	1	2:30.280	42.621	1:08.647	39.012	246.0	5:08.465
3	1	2:29.138	42.346	1:07.689	39.103	244.3	7:37.603
4	1	2:29.339	42.340	1:07.846	39.153	241.6	10:06.942
5	1	2:30.265	42.956	1:07.859	39.450	248.8	12:37.207
6	1	2:32.713	44.056	1:09.645	39.012	230.8	15:09.920
7	1	3:29.726	42.417	2:05.124	42.185	232.3	18:39.646
8	1	7:11.459	5:13.999	1:15.631	41.829	188.8	25:51.105
9	1	2:34.621	44.119	1:10.537	39.965	229.8	28:25.726
10	1	2:32.577	43.034	1:10.004	39.539	241.1	30:58.303
11	1	2:30.708	42.815	1:08.390	39.503	242.7	33:29.011
12	1	2:31.284	42.966	1:09.162	39.156	241.1	36:00.295
13	1	2:36.051	42.920	1:11.063	42.068	222.2	38:36.346
14	1	2:34.076	42.900	1:10.476	40.700	221.3	41:10.422
15	1	2:31.393	42.608	1:08.433	40.352	244.9	43:41.815
16	1	2:32.396	43.247	1:08.885	40.264	242.7	46:14.211
17	1	2:34.837	43.844	1:10.149	40.844	234.3	48:49.048
18	1	2:33.388	43.824	1:10.238	39.326	230.8	51:22.436
19	1	2:33.313	42.810	1:09.382	41.121	242.7	53:55.749
20	1	4:00.514	2:04.161	1:14.223	42.130	203.4	57:56.263
21	1	2:40.356	44.472	1:14.552	41.332	241.1	1:00:36.619
22	1	2:36.510	43.821	1:11.905	40.784	245.5	1:03:13.129
23	1	2:37.175	44.512	1:11.709	40.954	246.0	1:05:50.304
24	1	2:38.254	43.934	1:13.186	41.134	245.5	1:08:28.558
25	1	2:37.618	43.909	1:12.028	41.681	243.2	1:11:06.176
26	1	2:38.518	43.957	1:13.738	40.823	246.0	1:13:44.694
27	1	2:34.848	43.843	1:10.635	40.370	246.6	1:16:19.542
28	1	2:33.645	43.337	1:10.150	40.158	246.6	1:18:53.187
29	1	2:34.763	44.510	1:10.558	39.695	244.9	1:21:27.950
30	1	2:34.784	43.678	1:10.306	40.800	250.0	1:24:02.734
31	1	2:37.635	43.215	1:10.727	43.693	249.4	1:26:40.369
32	1	2:36.541	43.426	1:12.247	40.868	244.9	1:29:16.910
33	1	2:51.876	45.015	1:18.916	47.945	223.1	1:32:08.786
34	1	4:30.772	2:11.977	1:28.159	50.636	203.0	1:36:39.558
35	1	3:09.914	53.536	1:25.351	51.027	162.4	1:39:49.472
36	1	3:06.535	53.181	1:24.371	48.983	160.7	1:42:56.007
37	1	3:21.141	50.419	1:24.611	1:06.111	177.6	1:46:17.148
38	1	3:40.142	1:05.430	1:36.532	58.180	126.2	1:49:57.290
39	1	2:40.287	45.667	1:13.769	40.851	225.9	1:52:37.577
40	1	2:36.343	43.249	1:12.374	40.720	232.3	1:55:13.920
41	1	2:35.347	43.376	1:11.913	40.058	218.2	1:57:49.267
42	1	2:35.038	42.958	1:11.249	40.831	224.1	2:00:24.305
43	1	2:34.019	42.815	1:11.421	39.783	237.4	2:02:58.324
44	1	2:34.958	43.500	1:11.282	40.176	227.4	2:05:33.282
45	1	2:34.422	43.504	1:10.910	40.008	222.2	2:08:07.704

94 — QSR Racing School — Porsche 991 — 1
1.Rodrigue GILLION
2.John MAURO

Lap	D	Time	Sector 1	Sector 2	Sector 3	T. Spd	Elapsed
1	1	2:52.385	54.169	1:15.541	42.675	197.8	2:52.385
2	1	2:41.455	45.113	1:14.765	41.577	231.8	5:33.840
3	1	2:39.361	44.619	1:13.764	40.978	231.8	8:13.201
4	1	2:38.284	43.995	1:13.187	41.102	228.3	10:51.485

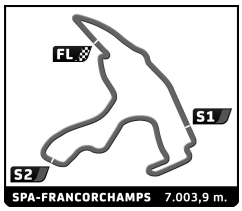

BELCAR ENDURANCE CHAMPIONSHIP

SPA RACING FESTIVAL

RACE

Sector Analysis

Personal Best | Session Best | **B** Crossing the finish line in pit lane

Lap	D	Time	Sector 1	Sector 2	Sector 3	T. Spd	Elapsed
5	1	2:39.446	43.880	1:13.065	42.501	226.4	13:30.931
6	1	2:37.116	43.636	1:12.500	40.980	238.9	16:08.047
7	1	2:38.161	44.147	1:12.858	41.156	226.9	18:46.208
8	1	2:37.755	44.035	1:12.984	40.736	234.3	21:23.963
9	1	2:38.342	43.488	1:12.710	42.144	236.8	24:02.305
10	1	2:39.942	43.737	1:13.171	43.034	237.9	26:42.247
11	1	2:40.178	43.837	1:14.554	41.787	242.7	29:22.425
12	1	2:39.080	44.216	1:13.733	41.131	235.3	32:01.505
13	1	2:38.436	44.151	1:13.406	40.879	226.9	34:39.941
14	1	2:38.839	44.285	1:13.406	41.148	236.8	37:18.780
15	1	2:38.031	43.706	1:13.391	40.934	242.2	39:56.811
16	1	2:39.343	44.050	1:12.852	42.441	232.3	42:36.154
17	1	2:39.900	45.120	1:13.846	40.934	239.5	45:16.054
18	1	2:38.439	43.908	1:13.276	41.255	236.3	47:54.493
19	1	2:38.402	43.663	1:13.700	41.039	241.6	50:32.895
20	1	2:40.506	44.377	1:14.522	41.607	237.4	53:13.401
21	1	2:39.567	43.730	1:14.897	40.940	237.4	55:52.968
22	1	2:40.262	43.771	1:14.321	42.170	243.8	58:33.230
23	1	2:37.406	43.439	1:12.712	41.255	239.5	1:01:10.636
24	1	2:36.254	43.771	1:11.902	40.581	242.2	1:03:46.890
25	1	2:35.186	43.318	1:11.523	40.345	246.0	1:06:22.076
26	1	2:35.485	43.107	1:11.569	40.809	243.2	1:08:57.561
27	1	2:35.196	43.083	1:11.594	40.519	240.5	1:11:32.757
28	1	2:35.805	43.240	1:12.148	40.417	247.1	1:14:08.562
29	1	2:35.858	43.336	1:12.141	40.381	247.7	1:16:44.420
30	1	2:35.864	43.182	1:12.117	40.565	240.5	1:19:20.284
31	1	2:39.582	45.016	1:13.484	41.082	229.8	1:21:59.866
32	1	4:41.462	2:39.519	1:15.539	46.404	205.3	1:26:41.328
33	1	2:45.236	44.565	1:15.466	45.205	223.6	1:29:26.564
34	1	2:59.616	55.190	1:19.562	44.864	191.2	1:32:26.180
35	1	2:59.270	54.592	1:20.273	44.405	187.8	1:35:25.450
36	1	4:00.127	58.014	2:09.999	52.114	114.0	1:39:25.577
37	1	2:59.111	52.536	1:20.038	46.537	193.5	1:42:24.688
38	1	4:19.860	2:16.909	1:18.752	44.199	176.5	1:46:44.548
39	1	3:18.113	47.141	1:33.463	57.509	160.0	1:50:02.661
40	1	2:48.621	46.343	1:18.520	43.758	210.5	1:52:51.282
41	1	2:49.948	46.066	1:17.182	46.700	205.3	1:55:41.230
42	1	2:44.754	45.455	1:15.950	43.349	230.3	1:58:25.984
43	1	2:42.037	44.729	1:14.953	42.355	220.4	2:01:08.021
44	1	2:40.559	44.831	1:13.849	41.879	240.0	2:03:48.580
45	1	2:43.749	45.578	1:14.351	43.820	244.3	2:06:32.329
46	1	2:40.747	44.332	1:14.355	42.060	229.3	2:09:13.076
47	1	2:43.897	44.713	1:17.027	42.157	213.9	2:11:56.973
48	1	2:41.608	44.376	1:14.174	43.058	238.4	2:14:38.581
49	1	2:40.801	45.470	1:13.461	41.870	235.3	2:17:19.382
50	1	2:40.843	44.940	1:13.783	42.120	234.3	2:20:00.225
51	1	2:39.668	44.118	1:13.953	41.597	250.6	2:22:39.893
52	1	2:39.838	44.151	1:13.537	42.150	232.8	2:25:19.731
53	1	2:44.715	43.879	1:17.549	43.287	220.4	2:28:04.446
54	1	2:41.514	43.662	1:15.017	42.835	239.5	2:30:45.960
55	1	2:40.277	44.421	1:13.619	42.237	233.8	2:33:26.237
56	1	2:40.141	44.112	1:14.278	41.751	233.3	2:36:06.378
57	1	2:41.369	45.243	1:14.093	42.033	247.7	2:38:47.747
58	1	2:44.390	45.841	1:16.521	42.028	170.9	2:41:32.137
59	1	2:39.671	43.824	1:14.245	41.602	245.5	2:44:11.808
60	1	2:41.259	44.403	1:15.032	41.824	246.0	2:46:53.067
61	1	2:38.877	43.933	1:13.498	41.446	238.4	2:49:31.944
62	1	2:36.991	43.556	1:12.583	40.852	241.6	2:52:08.935
63	1	2:37.787	43.430	1:13.270	41.087	214.7	2:54:46.722
64	1	2:36.581	43.404	1:12.119	41.058	250.6	2:57:23.303

98 **Krafft Racing** — Norma M20 FC
1.Max BORTOLAMI — 2
2.David CRISTINI

Lap	D	Time	Sector 1	Sector 2	Sector 3	T. Spd	Elapsed
1	1	2:40.663	49.081	1:11.223	40.359	199.3	2:40.663
2	1	2:32.761	44.197	1:09.515	39.049	236.8	5:13.424
3	1	2:30.505	42.432	1:08.628	39.445	244.9	7:43.929
4	1	2:30.460	42.589	1:08.332	39.539	242.2	10:14.389
5	1	2:26.297	42.307	1:05.037	38.953	238.9	12:40.686
6	1	2:30.400	42.348	1:08.975	39.077	240.5	15:11.086
7	1	2:30.847	42.351	1:09.533	38.963	245.5	17:41.933
8	1	2:28.167	42.273	1:06.837	39.057	239.5	20:10.100
9	1	2:31.347	43.426	1:07.918	40.003	237.9	22:41.447
10	1	2:29.291	42.006	1:08.563	38.722	247.1	25:10.738
11	1	2:27.404	42.013	1:06.132	39.259	242.2	27:38.142
12	1	2:29.564	42.316	1:07.453	39.795	235.3	30:07.706
13	1	2:28.626	42.061	1:07.712	38.853	244.3	32:36.332
14	1	2:30.223	41.880	1:08.787	39.556	246.0	35:06.555
15	1	2:26.988	41.953	1:06.206	38.829	243.2	37:33.543
16	1	2:27.330	42.732	1:05.167	39.431	232.3	40:00.873
17	1	2:29.876	43.241	1:07.863	38.772	236.3	42:30.749
18	1	2:27.297	42.383	1:05.933	38.981	238.4	44:58.046
19	1	2:31.120	44.399	1:05.946	40.775	233.3	47:29.166
20	1	2:27.379	42.448	1:05.262	39.669	238.4	49:56.545
21	1	2:53.096	1:04.051	1:09.164	39.881	227.8	52:49.641
22	1	2:26.722	42.841	1:05.232	38.649	238.4	55:16.363
23	1	2:30.006	42.234	1:07.673	40.099	240.5	57:46.369
24	1	2:32.391	46.285	1:07.668	38.438	236.3	1:00:18.760
25	1	2:27.923	42.267	1:07.076	38.580	242.7	1:02:46.683
26	1	2:33.566	43.181	1:10.598	39.787	241.1	1:05:20.249
27	1	2:33.090	43.452	1:09.729	39.909	240.5	1:07:53.339
28	1	2:29.750	42.536	1:08.234	38.980	241.1	1:10:23.089
29	1	2:34.109	43.226	1:11.638	39.245	238.4	1:12:57.198
30	1	2:27.113	42.472	1:05.455	39.186	238.9	1:15:24.311
31	1	2:27.942	42.625	1:06.452	38.865	237.4	1:17:52.253
32	1	2:28.988	42.606	1:06.419	39.963	238.9	1:20:21.241
33	1	2:31.611	43.352	1:07.868	40.391	237.4	1:22:52.852
34	1	4:51.712	3:04.235	1:06.799	40.678	226.9	1:27:44.564
35	1	2:29.744	43.271	1:07.732	38.741	236.3	1:30:14.308
36	1	2:31.947	44.510	1:07.866	39.571	165.6	1:32:46.255
37	1	4:07.945	2:22.986	1:06.055	38.904	226.9	1:36:54.200
38	1	2:58.910	43.533	1:22.784	52.593	216.0	1:39:53.110
39	1	3:05.767	51.552	1:24.172	50.043	168.5	1:42:58.877
40	1	3:21.378	50.712	1:23.423	1:07.243	187.8	1:46:20.255
41	1	3:39.064	1:05.527	1:35.936	57.601	118.4	1:49:59.319
42	1	2:34.943	43.905	1:12.103	38.935	234.3	1:52:34.262
43	1	2:31.730	42.567	1:09.235	39.928	235.8	1:55:05.992
44	1	2:28.254	43.107	1:05.224	39.923	234.3	1:57:34.246
45	1	2:26.842	43.488	1:04.904	38.450	231.8	2:00:01.088
46	1	2:29.465	42.943	1:07.753	38.769	231.3	2:02:30.553
47	1	2:28.513	42.613	1:07.441	38.459	234.3	2:04:59.066
48	1	2:26.022	42.319	1:05.054	38.649	241.6	2:07:25.088
49	1	2:24.330	42.074	1:04.035	38.221	239.5	2:09:49.418
50	1	2:23.704	42.028	1:03.708	37.968	241.1	2:12:13.122
51	1	2:26.731	43.447	1:04.862	38.422	234.8	2:14:39.853
52	1	2:24.397	42.062	1:03.953	38.382	240.0	2:17:04.250
53	1	2:25.122	41.732	1:03.762	39.628	241.1	2:19:29.372

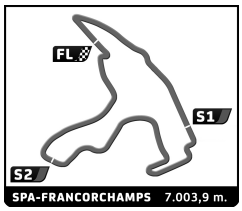

BELCAR ENDURANCE CHAMPIONSHIP

SPA RACING FESTIVAL

RACE

Sector Analysis

Personal Best | Session Best | **B** Crossing the finish line in pit lane

Lap	D	Time	Sector 1	Sector 2	Sector 3	T. Spd	Elapsed
54	1	2:27.852	41.864	1:05.113	40.875	240.5	2:21:57.224
55	1	2:29.941	45.114	1:04.900	39.927	234.3	2:24:27.165
56	1	2:25.186	41.833	1:04.712	38.641	241.6	2:26:52.351
57	1	2:24.271	41.766	1:04.531	37.974	242.2	2:29:16.622
58	1	2:24.893	42.454	1:04.026	38.413	240.0	2:31:41.515
59	1	2:26.520	41.463	1:06.279	38.778	247.1	2:34:08.035
60	1	2:25.777	41.945	1:05.423	38.409	242.7	2:36:33.812
61	1	2:24.397	41.754	1:04.537	38.106	241.6	2:38:58.209
62	1	2:23.622	41.722	1:03.753	38.147	243.2	2:41:21.831
63	1	2:24.744	41.641	1:05.047	38.056	249.4	2:43:46.575
64	1	2:27.506	41.748	1:07.756	38.002	241.6	2:46:14.081
65	1	2:25.238	41.534	1:04.122	39.582	242.7	2:48:39.319
66	1	2:26.980	41.421	1:07.016	38.543	247.1	2:51:06.299
67	1	2:23.622	41.558	1:04.281	37.783	242.2	2:53:29.921
68	1	2:23.264	41.368	1:03.442	38.454	243.2	2:55:53.185
69	1	2:26.720	42.138	1:05.772	38.810	240.0	2:58:19.905

99 **Belgium Racing** — Porsche 991 — 1
1.Dylan DERDAELE
2.Nicolas SAELENS

Lap	D	Time	Sector 1	Sector 2	Sector 3	T. Spd	Elapsed
1	1	2:28.773	43.465	1:07.247	38.061	252.3	2:28.773
2	1	2:26.090	41.016	1:07.235	37.839	258.4	4:54.863
3	1	2:27.168	40.952	1:07.770	38.446	257.8	7:22.031
4	1	2:27.594	40.762	1:07.882	38.950	255.3	9:49.625
5	1	2:27.423	41.155	1:08.031	38.237	264.1	12:17.048
6	1	2:27.758	41.157	1:08.332	38.269	252.3	14:44.806
7	1	2:28.751	40.829	1:08.550	39.372	262.8	17:13.557
8	1	2:27.779	41.193	1:08.407	38.179	254.1	19:41.336
9	1	2:27.328	40.913	1:07.940	38.475	259.6	22:08.664
10	1	2:28.372	41.130	1:08.940	38.302	256.5	24:37.036
11	1	2:29.933	42.052	1:09.065	38.816	247.7	27:06.969
12	1	2:28.334	41.232	1:08.590	38.512	265.4	29:35.303
13	1	2:28.239	41.205	1:08.466	38.568	254.1	32:03.542
14	1	2:29.399	41.491	1:09.418	38.490	242.7	34:32.941
15	1	2:28.936	41.041	1:09.234	38.661	248.3	37:01.877
16	1	2:29.454	41.152	1:09.131	39.171	248.8	39:31.331
17	1	2:28.940	41.312	1:08.738	38.890	253.5	42:00.271
18	1	2:29.202	41.663	1:08.927	38.612	255.9	44:29.473
19	1	2:28.758	41.125	1:09.265	38.368	250.6	46:58.231
20	1	2:29.036	41.488	1:08.976	38.572	254.7	49:27.267
21	1	2:30.099	42.199	1:09.079	38.821	249.4	51:57.366
22	1	2:30.898	41.073	1:10.838	38.987	235.8	54:28.264
23	1	2:29.179	41.165	1:09.220	38.794	248.8	56:57.443
24	1	2:30.098	41.334	1:09.821	38.943	250.0	59:27.541
25	1	2:31.051	41.553	1:10.195	39.303	245.5	1:01:58.592
26	1	2:30.109	41.579	1:09.685	38.845	251.7	1:04:28.701
27	1	2:29.622	41.219	1:09.401	39.002	247.1	1:06:58.323
28	1	2:30.561	41.357	1:09.994	39.210	245.5	1:09:28.884
29	2	4:01.979	2:11.382	1:11.337	39.260	208.1	1:13:30.863
30	2	2:31.009	42.192	1:09.649	39.168	241.6	1:16:01.872
31	2	2:30.898	41.963	1:09.639	39.296	240.5	1:18:32.770
32	2	2:30.705	42.214	1:09.465	39.026	242.2	1:21:03.475
33	2	2:32.522	42.162	1:10.191	40.169	244.3	1:23:35.997
34	2	2:31.956	42.294	1:10.485	39.177	237.4	1:26:07.953
35	2	2:32.922	42.550	1:10.974	39.398	227.8	1:28:40.875
36	2	2:35.857	43.835	1:10.991	41.031	227.4	1:31:16.732
37	1	3:58.116	1:51.218	1:18.146	48.752	221.3	1:35:14.848
38	1	4:05.344	1:07.221	2:09.396	48.727	118.6	1:39:20.192
39	1	3:02.838	55.600	1:19.155	48.083	173.6	1:42:23.030
40	1	3:42.700	53.801	1:20.313	1:28.586	163.4	1:46:05.730
41	1	3:40.945	1:06.268	1:38.688	55.989	136.2	1:49:46.675
42	1	2:26.651	42.020	1:07.003	37.628	241.6	1:52:13.326
43	1	2:24.741	40.639	1:06.460	37.642	253.5	1:54:38.067
44	1	2:25.677	40.539	1:07.125	38.013	247.7	1:57:03.744
45	1	2:25.846	40.772	1:07.192	37.882	236.8	1:59:29.590
46	1	2:25.341	40.630	1:06.981	37.730	251.2	2:01:54.931
47	1	2:27.786	41.061	1:08.214	38.511	246.6	2:04:22.717
48	1	2:26.453	40.682	1:07.624	38.147	244.3	2:06:49.170
49	1	2:28.036	42.250	1:07.695	38.091	245.5	2:09:17.206
50	1	2:28.530	40.894	1:09.542	38.094	223.6	2:11:45.736
51	1	2:26.651	40.745	1:07.965	37.941	249.4	2:14:12.387
52	1	2:28.604	41.285	1:08.048	39.271	246.6	2:16:40.991
53	1	2:26.927	40.607	1:08.287	38.033	244.9	2:19:07.918
54	1	2:28.014	40.713	1:08.482	38.819	248.8	2:21:35.932
55	1	2:28.891	40.889	1:09.220	38.782	239.5	2:24:04.823
56	1	2:27.952	40.836	1:08.619	38.497	251.2	2:26:32.775
57	1	2:27.518	40.750	1:08.278	38.490	252.9	2:29:00.293
58	1	2:28.607	41.102	1:08.723	38.782	247.7	2:31:28.900
59	1	2:27.627	40.894	1:08.419	38.314	250.0	2:33:56.527
60	1	2:27.621	40.859	1:08.393	38.369	241.6	2:36:24.148
61	1	2:28.652	41.529	1:08.233	38.890	253.5	2:38:52.800
62	1	2:27.432	40.786	1:08.361	38.285	255.9	2:41:20.232
63	1	2:28.430	40.783	1:09.326	38.321	259.0	2:43:48.662
64	1	2:28.986	41.068	1:08.991	38.927	255.3	2:46:17.648
65	1	2:28.631	40.981	1:08.886	38.764	258.4	2:48:46.279
66	1	2:28.587	41.148	1:08.517	38.922	250.0	2:51:14.866
67	1	2:30.152	41.073	1:10.164	38.915	254.1	2:53:45.018
68	1	2:30.982	41.388	1:10.402	39.192	241.1	2:56:16.000

111 **Deldiche Racing by JDC Events** — Norma M20 FC — 2
1.Luc DE COCK
2.Tim JOOSEN
3.Thomas PIESSENS

Lap	D	Time	Sector 1	Sector 2	Sector 3	T. Spd	Elapsed
1	3	2:29.067	43.912	1:07.136	38.019	242.2	2:29.067
2	3	2:26.239	41.779	1:06.444	38.016	245.5	4:55.306
3	3	2:25.024	41.523	1:05.736	37.765	247.7	7:20.330
4	3	2:24.025	41.483	1:04.311	38.231	243.8	9:44.355
5	3	2:25.371	41.583	1:05.632	38.156	245.5	12:09.726
6	3	2:26.190	43.554	1:05.033	37.603	240.5	14:35.916
7	3	2:22.620	41.199	1:03.922	37.499	243.8	16:58.536
8	3	2:22.684	41.128	1:03.903	37.653	244.9	19:21.220
9	3	2:22.988	40.970	1:04.120	37.898	246.6	21:44.208
10	3	2:24.265	42.010	1:04.721	37.534	242.7	24:08.473
11	3	2:26.059	42.244	1:06.141	37.674	246.6	26:34.532
12	3	2:23.658	41.162	1:04.293	38.203	247.7	28:58.190
13	3	2:22.920	41.275	1:04.076	37.569	248.3	31:21.110
14	3	2:23.627	41.030	1:05.106	37.491	248.3	33:44.737
15	3	2:23.165	40.967	1:04.652	37.546	247.1	36:07.902
16	3	2:26.715	41.019	1:06.050	39.646	247.7	38:34.617
17	3	2:24.659	42.088	1:05.030	37.541	240.0	40:59.276
18	3	2:24.107	41.305	1:04.814	37.988	246.6	43:23.383
19	3	2:23.994	41.134	1:05.075	37.785	247.7	45:47.377
20	3	2:24.939	41.042	1:06.054	37.843	249.4	48:12.316
21	3	2:27.238	40.883	1:07.167	39.188	248.3	50:39.554
22	3	2:26.832	41.034	1:07.791	38.007	251.2	53:06.386
23	3	2:24.678	41.072	1:05.942	37.664	247.7	55:31.064
24	3	2:26.827	41.532	1:05.654	39.641	247.1	57:57.891
25	1	3:56.884	2:15.044	1:04.473	37.367	235.3	1:01:54.775
26	1	2:22.887	41.532	1:03.706	37.649	243.8	1:04:17.662

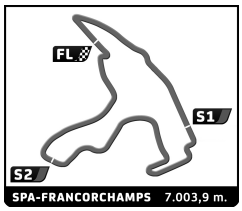

BELCAR ENDURANCE CHAMPIONSHIP

SPA RACING FESTIVAL

RACE

Sector Analysis

Personal Best | Session Best | **B** Crossing the finish line in pit lane

Lap	D	Time	Sector 1	Sector 2	Sector 3	T. Spd	Elapsed
27	1	2:24.313	41.446	1:03.885	38.982	244.9	1:06:41.975
28	1	2:23.956	41.943	1:03.697	38.316	242.2	1:09:05.931
29	1	2:27.015	42.731	1:05.106	39.178	238.4	1:11:32.946
30	1	2:27.565	41.472	1:07.967	38.126	246.6	1:14:00.511
31	1	2:29.445	44.276	1:07.512	37.657	239.5	1:16:29.956
32	1	2:25.209	41.679	1:05.756	37.774	250.0	1:18:55.165
33	1	2:27.439	42.795	1:05.933	38.711	232.8	1:21:22.604
34	1	2:23.411	41.341	1:04.105	37.965	246.0	1:23:46.015
35	1	2:24.006	41.363	1:04.625	38.018	246.0	1:26:10.021
36	1	2:24.865	41.376	1:05.415	38.074	242.7	1:28:34.886
37	1	2:40.803	41.515	1:13.373	45.915	246.6	1:31:15.689
38	1	3:22.781	51.572	1:18.390	1:12.819	209.3	1:34:38.470
39	1	3:38.080	1:28.135	1:21.421	48.524	184.0	1:38:16.550
40	2	4:05.349	1:58.634	1:19.045	47.670	189.5	1:42:21.899
41	2	3:43.032	53.839	1:20.684	1:28.509	177.6	1:46:04.931
42	2	3:40.746	1:06.468	1:37.194	57.084	135.3	1:49:45.677
43	2	2:25.134	42.615	1:04.753	37.766	241.6	1:52:10.811
44	2	2:23.369	42.213	1:03.704	37.452	230.3	1:54:34.180
45	2	2:21.693	40.788	1:03.443	37.462	246.6	1:56:55.873
46	2	2:21.271	40.689	1:02.883	37.699	247.1	1:59:17.144
47	2	2:23.122	41.569	1:03.553	38.000	248.3	2:01:40.266
48	2	2:21.725	41.010	1:03.434	37.281	247.7	2:04:01.991
49	2	2:22.242	40.836	1:04.109	37.297	246.6	2:06:24.233
50	2	2:23.461	40.930	1:05.132	37.399	247.1	2:08:47.694
51	2	2:27.944	40.820	1:08.590	38.534	247.1	2:11:15.638
52	2	2:25.557	40.778	1:07.727	37.052	248.3	2:13:41.195
53	2	2:21.453	41.072	1:02.676	37.705	247.1	2:16:02.648
54	2	2:20.730	40.635	1:03.162	36.933	248.3	2:18:23.378
55	2	2:24.731	43.403	1:04.135	37.193	243.2	2:20:48.109
56	2	2:20.881	40.598	1:02.806	37.477	242.7	2:23:08.990
57	2	2:20.887	40.534	1:03.352	37.001	248.8	2:25:29.877
58	2	2:21.647	40.439	1:04.057	37.151	251.7	2:27:51.524
59	2	2:22.624	41.874	1:03.642	37.108	245.5	2:30:14.148
60	2	2:21.639	40.694	1:03.767	37.178	249.4	2:32:35.787
61	2	2:21.732	40.930	1:03.784	37.018	245.5	2:34:57.519
62	2	2:21.785	40.214	1:03.382	38.189	252.3	2:37:19.304
63	2	2:20.721	40.397	1:03.095	37.229	249.4	2:39:40.025
64	2	2:20.997	41.296	1:02.840	36.861	247.1	2:42:01.022
65	2	2:20.475	40.442	1:02.831	37.202	248.8	2:44:21.497
66	2	2:21.012	40.505	1:03.229	37.278	248.3	2:46:42.509
67	2	2:20.043	40.484	1:02.517	37.042	244.9	2:49:02.552
68	2	2:22.911	41.912	1:03.743	37.256	241.1	2:51:25.463
69	2	2:21.342	40.738	1:03.378	37.226	247.7	2:53:46.805
70	2	2:27.054	41.011	1:08.429	37.614	247.1	2:56:13.859

123 RBC Race Team — Saker RAPX
1.Michael ROSKAM 3.Tom DE MUL — 3
2.Dave VAN DE VELDE

Lap	D	Time	Sector 1	Sector 2	Sector 3	T. Spd	Elapsed
1	1	3:01.101	57.964	1:18.977	44.160	186.5	3:01.101
2	1	2:49.170	49.046	1:16.612	43.512	197.8	5:50.271
3	1	2:48.788	48.973	1:15.894	43.921	220.9	8:39.059
4	1	3:19.409	1:16.003	1:18.713	44.693	214.3	11:58.468
5	1	3:52.075	1:52.451	1:16.992	42.632	204.9	15:50.543
6	1	2:52.126	49.329	1:17.211	45.586	215.6	18:42.669
7	1	2:56.074	50.761	1:19.275	46.038	223.1	21:38.743
8	1	2:53.507	49.022	1:18.217	46.268	206.9	24:32.250
9	1	2:49.547	48.831	1:17.087	43.629	210.1	27:21.797
10	1	2:51.247	48.288	1:17.378	45.581	220.0	30:13.044
11	1	2:50.064	48.089	1:16.407	45.568	221.8	33:03.108
12	1	2:50.826	50.011	1:17.369	43.446	226.4	35:53.934
13	1	2:51.055	48.878	1:18.041	44.136	226.4	38:44.989
14	1	2:47.870	47.989	1:16.259	43.622	228.3	41:32.859
15	1	2:47.615	48.784	1:16.068	42.763	226.9	44:20.474
16	1	2:46.935	48.573	1:15.819	42.543	229.3	47:07.409
17	1	2:51.856	48.739	1:18.022	45.095	225.5	49:59.265
18	1	2:58.026	50.905	1:22.565	44.556	188.2	52:57.291
19	1	2:51.623	49.244	1:17.671	44.708	228.8	55:48.914
20	1	2:52.572	49.917	1:17.826	44.829	207.3	58:41.486
21	1	7:27.496	5:24.295	1:17.085	46.116	190.8	1:06:08.982
22	1	2:51.335	49.293	1:17.208	44.834	213.0	1:09:00.317
23	1	2:51.912	48.652	1:17.467	45.793	225.0	1:11:52.229
24	1	2:51.852	48.668	1:17.083	46.101	208.1	1:14:44.081
25	1	2:48.322	48.097	1:16.049	44.176	226.9	1:17:32.403
26	1	2:49.908	48.267	1:17.093	44.548	213.0	1:20:22.311
27	1	2:51.022	48.213	1:17.245	45.564	204.5	1:23:13.333
28	1	2:51.716	48.902	1:17.586	45.228	210.1	1:26:05.049
29	1	2:51.286	49.610	1:17.164	44.512	196.7	1:28:56.335
30	1	2:58.706	51.765	1:21.362	45.579	191.5	1:31:55.041
31	1	2:53.238	50.575	1:18.003	44.660	209.7	1:34:48.279
32	1	3:31.149	1:23.323	1:20.747	47.079	154.5	1:38:19.428
33	1	2:59.669	52.890	1:20.130	46.649	186.5	1:41:19.097
34	1	3:08.716	52.906	1:29.272	46.538	179.1	1:44:27.813
35	1	2:57.730	51.464	1:20.570	45.696	199.6	1:47:25.543
36	1	2:57.670	52.540	1:19.579	45.551	185.6	1:50:23.213
37	1	2:48.468	48.283	1:16.003	44.182	212.2	1:53:11.681
38	1	2:49.264	48.954	1:16.563	43.747	224.1	1:56:00.945
39	2	18:47.542	...	1:36.100	53.918	149.8	2:14:48.487
40	2	3:20.429	55.633	1:32.121	52.675	159.8	2:18:08.916
41	2	3:14.246	55.312	1:26.902	52.032	168.5	2:21:23.162
42	2	3:11.531	55.984	1:25.101	50.446	157.9	2:24:34.693
43	2	3:08.217	53.930	1:24.430	49.857	175.3	2:27:42.910
44	2	3:08.040	53.463	1:25.212	49.365	182.1	2:30:50.950
45	2	3:07.613	52.041	1:26.995	48.577	152.3	2:33:58.563
46	2	3:06.134	51.663	1:25.937	48.534	167.4	2:37:04.697
47	2	3:09.051	52.277	1:25.655	51.119	182.4	2:40:13.748
48	2	3:07.656	51.164	1:26.824	49.668	155.4	2:43:21.404
49	2	3:12.239	54.837	1:27.949	49.453	159.8	2:46:33.643
50	2	3:06.796	51.838	1:26.127	48.831	163.4	2:49:40.439
51	2	3:05.353	51.704	1:23.624	50.025	172.5	2:52:45.792
52	2	3:08.051	52.409	1:26.613	49.029	166.7	2:55:53.843
53	2	3:06.032	51.770	1:24.952	49.310	165.9	2:58:59.875

157 G&R Motorsport — BMW M3 E46
1.Danny VAN DOSSELAER 3.Geert HOUTHOOFD — 4
2.Karlo VAN DOSSELAER 4.Geert DIERCKX

Lap	D	Time	Sector 1	Sector 2	Sector 3	T. Spd	Elapsed
1	1	3:38.214	1:31.997	1:20.082	46.135	163.1	3:38.214
2	1	2:49.937	48.613	1:16.440	44.884	204.9	6:28.151
3	1	2:50.680	47.895	1:16.391	46.394	204.2	9:18.831
4	1	2:46.972	47.850	1:15.298	43.824	219.5	12:05.803
5	1	2:48.970	48.774	1:15.767	44.429	197.1	14:54.773
6	1	2:47.185	47.809	1:14.523	44.853	218.2	17:41.958
7	1	2:48.353	48.218	1:15.486	44.649	217.3	20:30.311
8	1	2:47.274	48.914	1:14.893	43.467	222.2	23:17.585
9	1	2:45.439	47.439	1:14.386	43.614	217.7	26:03.024
10	1	2:44.857	47.691	1:14.255	42.911	222.2	28:47.881
11	1	2:45.805	47.227	1:13.925	44.653	220.0	31:33.686
12	1	2:47.314	47.890	1:15.892	43.532	196.0	34:21.000
13	1	2:46.990	48.492	1:15.263	43.235	217.7	37:07.990

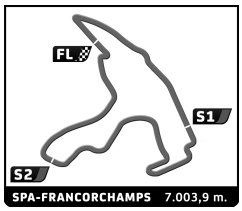

BELCAR ENDURANCE CHAMPIONSHIP

SPA RACING FESTIVAL

RACE

Sector Analysis

Personal Best | Session Best | **B** Crossing the finish line in pit lane

Lap	D	Time	Sector 1	Sector 2	Sector 3	T. Spd	Elapsed
14	1	2:48.248	47.377	1:15.572	45.299	216.4	39:56.238
15	1	2:45.977	47.219	1:15.581	43.177	218.6	42:42.215
16	1	2:47.571	47.274	1:16.271	44.026	223.6	45:29.786
17	1	2:47.413	47.354	1:15.919	44.140	216.4	48:17.199
18	1	2:47.860	47.944	1:15.569	44.347	216.0	51:05.059
19	1	2:47.695	47.706	1:14.634	45.355	218.2	53:52.754

191 PG Motorsport — Porsche 991
1.Thijs HEEZEN
2.Jos MENTEN
1

Lap	D	Time	Sector 1	Sector 2	Sector 3	T. Spd	Elapsed
1	2	2:37.332	47.127	1:11.036	39.169	240.5	2:37.332
2	2	2:29.631	42.128	1:08.811	38.692	254.7	5:06.963
3	2	2:29.611	41.896	1:08.789	38.926	252.3	7:36.574
4	2	2:29.262	41.779	1:08.586	38.897	251.7	10:05.836
5	2	2:30.864	41.714	1:09.013	40.137	254.1	12:36.700
6	2	2:32.494	44.359	1:09.385	38.750	243.2	15:09.194
7	2	2:30.477	42.009	1:09.233	39.235	254.1	17:39.671
8	2	2:30.242	41.864	1:08.702	39.676	253.5	20:09.913
9	2	2:31.184	41.986	1:09.444	39.754	251.7	22:41.097
10	2	2:30.537	41.775	1:09.463	39.299	252.9	25:11.634
11	2	2:30.122	41.711	1:09.372	39.039	259.0	27:41.756
12	2	2:30.170	41.787	1:08.893	39.490	258.4	30:11.926
13	2	2:29.775	41.739	1:09.044	38.992	257.8	32:41.701
14	2	2:30.178	41.808	1:09.312	39.058	256.5	35:11.879
15	2	2:30.233	41.889	1:09.234	39.110	254.1	37:42.112
16	2	2:30.542	41.703	1:09.534	39.305	253.5	40:12.654
17	2	2:30.870	41.878	1:09.566	39.426	256.5	42:43.524
18	2	2:32.939	42.017	1:10.453	40.469	241.1	45:16.463
19	2	2:31.558	42.280	1:09.606	39.672	256.5	47:48.021
20	2	2:32.378	42.145	1:09.813	40.420	255.3	50:20.399
21	2	2:40.979	47.709	1:12.424	40.846	163.1	53:01.378
22	2	4:06.330	2:17.172	1:09.895	39.263	226.4	57:07.708
23	2	2:29.680	42.126	1:08.333	39.221	252.3	59:37.388
24	2	2:28.652	41.697	1:08.179	38.776	256.5	1:02:06.040
25	2	2:29.895	41.817	1:08.399	39.679	255.9	1:04:35.935
26	2	2:28.116	41.577	1:08.089	38.450	257.8	1:07:04.051
27	2	2:28.855	41.529	1:08.381	38.945	254.7	1:09:32.906
28	2	2:28.649	41.549	1:08.423	38.677	257.1	1:12:01.555
29	2	2:30.309	41.565	1:09.457	39.287	254.7	1:14:31.864
30	2	2:30.329	41.791	1:08.080	40.458	255.9	1:17:02.193
31	2	2:30.615	43.401	1:08.548	38.666	250.0	1:19:32.808
32	2	2:29.318	41.788	1:08.476	39.054	255.3	1:22:02.126
33	2	2:29.042	41.701	1:08.185	39.156	257.1	1:24:31.168
34	2	2:28.941	41.630	1:08.482	38.829	254.7	1:27:00.109
35	2	2:29.505	41.639	1:08.196	39.670	259.0	1:29:29.614
36	2	2:58.741	53.221	1:20.218	45.302	189.8	1:32:28.355
37	1	4:15.509	2:10.500	1:15.560	49.449	168.5	1:36:43.864
38	1	3:06.860	50.191	1:25.174	51.495	161.0	1:39:50.724
39	1	3:06.250	52.784	1:24.436	49.030	161.2	1:42:56.974
40	1	3:21.000	51.120	1:24.024	1:05.856	193.2	1:46:17.974
41	1	3:39.712	1:06.378	1:35.918	57.416	116.9	1:49:57.686
42	1	2:36.416	44.056	1:12.287	40.073	238.9	1:52:34.102
43	1	3:19.426	43.135	1:21.732	1:14.559	244.3	1:55:53.528
44	1	4:26.145	2:28.055	1:14.105	43.985	225.9	2:00:19.673
45	1	2:44.273	46.099	1:15.359	42.815	206.5	2:03:03.946
46	1	2:42.884	44.438	1:13.767	44.679	222.2	2:05:46.830

254 QSR Racing School — AMG Mercedes GT4
1.Jimmy DE BREUCKER
2.Yannick HOOGAARS
3.Kenneth HEYER
3

Lap	D	Time	Sector 1	Sector 2	Sector 3	T. Spd	Elapsed
1	1	2:53.572	58.935	1:13.570	41.067	230.3	2:53.572
2	1	2:37.585	45.243	1:11.353	40.989	241.6	5:31.157
3	1	2:36.620	45.784	1:10.502	40.334	242.2	8:07.777
4	1	2:35.150	44.913	1:10.176	40.061	241.6	10:42.927
5	1	2:35.840	44.738	1:10.335	40.767	242.2	13:18.767
6	1	2:35.791	44.802	1:10.570	40.419	241.6	15:54.558
7	1	2:36.162	44.949	1:10.603	40.610	241.1	18:30.720
8	1	2:36.717	44.960	1:11.094	40.663	242.7	21:07.437
9	1	2:38.340	44.829	1:12.958	40.553	243.2	23:45.777
10	1	2:36.293	44.776	1:11.057	40.460	243.8	26:22.070
11	1	2:36.997	44.678	1:11.079	41.240	243.8	28:59.067
12	1	2:37.637	44.620	1:11.958	41.059	243.8	31:36.704
13	1	2:39.840	44.892	1:13.484	41.464	246.6	34:16.544
14	1	2:38.625	44.911	1:12.340	41.374	244.3	36:55.169
15	1	2:38.163	45.213	1:11.219	41.731	240.5	39:33.332
16	1	2:38.407	44.702	1:12.341	41.364	244.3	42:11.739
17	1	2:39.182	45.286	1:12.527	41.369	243.8	44:50.921
18	1	2:38.444	45.077	1:11.784	41.583	242.2	47:29.365
19	1	2:39.580	45.148	1:12.244	42.188	242.7	50:08.945
20	1	2:40.900	45.180	1:13.657	42.063	244.9	52:49.845
21	1	2:39.415	45.610	1:11.586	42.219	243.8	55:29.260
22	1	2:39.557	45.356	1:12.308	41.893	226.4	58:08.817
23	1	2:40.297	45.547	1:13.703	41.047	242.7	1:00:49.114
24	1	2:38.354	44.848	1:11.839	41.667	244.3	1:03:27.468
25	1	2:40.827	45.502	1:12.847	42.478	242.2	1:06:08.295
26	1	2:40.319	45.282	1:14.349	40.688	241.6	1:08:48.614
27	1	2:38.193	45.017	1:11.793	41.383	242.2	1:11:26.807
28	1	2:40.611	45.112	1:12.941	42.558	239.5	1:14:07.418
29	1	2:39.135	45.481	1:12.671	40.983	244.9	1:16:46.553
30	1	2:38.641	44.786	1:12.313	41.542	244.3	1:19:25.194
31	1	2:38.294	45.112	1:12.303	40.879	242.7	1:22:03.488
32	1	2:40.679	45.499	1:12.701	42.479	242.7	1:24:44.167
33	1	6:30.213	4:27.553	1:17.541	45.119	208.9	1:31:14.380
34	1	3:22.407	52.261	1:18.574	1:11.572	226.4	1:34:36.787
35	1	4:53.690	2:19.022	1:41.469	53.199	228.3	1:39:30.477
36	1	2:59.813	55.651	1:14.918	49.244	184.0	1:42:30.290
37	1	3:40.797	51.488	1:18.738	1:30.571	197.1	1:46:11.087
38	1	3:39.402	1:05.350	1:37.487	56.565	137.6	1:49:50.489
39	1	2:40.941	46.069	1:13.481	41.391	201.1	1:52:31.430
40	1	2:35.863	44.341	1:09.949	41.573	246.0	1:55:07.293
41	1	2:34.271	43.839	1:09.658	40.774	247.7	1:57:41.564
42	1	2:37.557	44.438	1:10.381	42.738	246.0	2:00:19.121
43	1	2:34.168	43.911	1:09.434	40.823	246.6	2:02:53.289
44	1	2:35.518	43.933	1:10.674	40.911	246.6	2:05:28.807
45	1	2:37.464	44.229	1:11.477	41.758	193.5	2:08:06.271
46	1	2:35.722	44.333	1:10.506	40.883	243.8	2:10:41.993
47	1	2:34.284	43.994	1:09.944	40.346	246.0	2:13:16.277
48	1	2:36.527	43.987	1:11.955	40.585	243.8	2:15:52.804
49	1	2:35.478	44.098	1:10.688	40.692	243.8	2:18:28.282
50	1	2:37.098	44.029	1:11.625	41.444	244.9	2:21:05.380
51	1	2:35.277	44.270	1:10.313	40.694	244.3	2:23:40.657
52	1	2:35.075	44.206	1:10.174	40.695	244.9	2:26:15.732
53	1	2:35.867	44.448	1:10.699	40.720	243.8	2:28:51.599
54	1	2:37.744	44.371	1:12.265	41.108	243.8	2:31:29.343
55	1	2:37.429	44.724	1:10.928	41.777	245.5	2:34:06.772

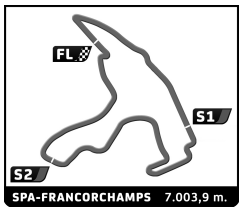

BELCAR ENDURANCE CHAMPIONSHIP

SPA RACING FESTIVAL

RACE

Sector Analysis

Personal Best | Session Best | **B** Crossing the finish line in pit lane

Lap	D	Time	Sector 1	Sector 2	Sector 3	T. Spd	Elapsed
56	1	2:39.098	44.266	1:12.038	42.794	223.6	2:36:45.870
57	1	2:35.950	44.667	1:10.623	40.660	243.2	2:39:21.820
58	1	2:37.154	44.245	1:11.955	40.954	244.9	2:41:58.974
59	1	2:37.415	44.552	1:11.807	41.056	244.9	2:44:36.389
60	1	2:36.552	44.753	1:10.944	40.855	247.1	2:47:12.941
61	1	2:36.196	44.066	1:11.219	40.911	247.1	2:49:49.137
62	1	2:37.190	44.072	1:12.413	40.705	230.3	2:52:26.327
63	1	2:36.053	44.160	1:11.002	40.891	246.0	2:55:02.380
64	1	2:36.640	44.027	1:10.892	41.721	245.5	2:57:39.020

300 **VDW Motorsport** — BMW Z3 M
1.Ron VAN DE WATER 3.NICO VANGEEL 4
2.Edwin BEYERS 4.Pascal DECKERS

Lap	D	Time	Sector 1	Sector 2	Sector 3	T. Spd	Elapsed
1	2	3:07.504	1:00.348	1:20.994	46.162	195.3	3:07.504
2	2	2:54.813	50.633	1:18.859	45.321	205.7	6:02.317
3	2	2:53.528	49.979	1:18.342	45.207	210.9	8:55.845
4	2	2:52.878	49.957	1:17.466	45.455	216.9	11:48.723
5	2	2:52.332	49.379	1:16.873	46.080	217.3	14:41.055
6	2	2:53.132	51.554	1:16.955	44.623	211.4	17:34.187
7	2	2:52.826	49.331	1:18.279	45.216	218.2	20:27.013
8	2	2:52.440	49.558	1:17.225	45.657	224.1	23:19.453
9	2	2:51.461	49.158	1:17.847	44.456	223.6	26:10.914
10	2	2:52.814	49.173	1:18.453	45.188	222.7	29:03.728
11	2	3:01.801	49.381	1:17.508	54.912	212.2	32:05.529
12	2	2:52.038	50.262	1:16.990	44.786	221.3	34:57.567
13	2	2:52.053	49.074	1:18.253	44.726	225.5	37:49.620
14	2	2:52.668	48.999	1:18.370	45.299	217.3	40:42.288
15	2	2:54.045	49.035	1:18.693	46.317	224.1	43:36.333
16	2	2:53.399	49.656	1:18.452	45.291	221.3	46:29.732
17	2	2:52.821	49.475	1:17.737	45.609	220.0	49:22.553
18	2	2:52.743	49.344	1:18.351	45.048	221.3	52:15.296
19	2	2:53.490	49.061	1:19.230	45.199	221.3	55:08.786
20	2	2:54.034	49.346	1:19.419	45.269	216.9	58:02.820
21	2	2:55.872	49.525	1:21.196	45.151	217.3	1:00:58.692
22	2	2:52.395	48.741	1:18.237	45.417	222.2	1:03:51.087
23	2	2:54.326	49.392	1:19.035	45.899	221.3	1:06:45.413
24	2	2:53.809	49.345	1:19.233	45.231	210.1	1:09:39.222
25	2	2:53.839	49.051	1:19.587	45.201	222.2	1:12:33.061
26	3	6:37.379	4:25.225	1:24.331	47.823	175.9	1:19:10.440
27	3	2:58.989	50.861	1:21.969	46.159	210.5	1:22:09.429
28	3	2:57.834	50.792	1:20.673	46.369	214.7	1:25:07.263
29	3	2:57.785	50.248	1:20.038	47.499	206.9	1:28:05.048
30	3	3:04.472	51.485	1:23.551	49.436	214.7	1:31:09.520
31	3	3:24.542	52.438	1:21.711	1:10.393	202.2	1:34:34.062
32	3	3:40.756	1:31.308	1:21.694	47.754	187.8	1:38:14.818
33	3	3:00.285	52.220	1:20.991	47.074	202.6	1:41:15.103
34	3	3:01.059	52.238	1:22.014	46.807	169.0	1:44:16.162
35	3	2:57.049	51.316	1:19.532	46.201	203.8	1:47:13.211
36	3	2:57.718	50.831	1:19.487	47.400	216.4	1:50:10.929
37	3	2:55.228	51.221	1:18.457	45.550	213.4	1:53:06.157
38	3	2:53.300	49.878	1:18.076	45.346	216.9	1:55:59.457
39	3	3:16.359	50.493	1:39.209	46.657	216.0	1:59:15.816
40	3	2:56.298	50.211	1:19.959	46.128	209.7	2:02:12.114
41	3	3:03.421	49.558	1:24.836	49.027	212.6	2:05:15.535
42	4	7:39.493	5:26.358	1:25.077	48.058	164.9	2:12:55.028
43	4	3:00.018	51.309	1:21.841	46.868	190.1	2:15:55.046
44	4	2:59.106	51.210	1:20.688	47.208	192.9	2:18:54.152
45	4	2:58.343	50.459	1:19.957	47.927	197.8	2:21:52.495
46	4	3:00.970	51.181	1:23.223	46.566	203.0	2:24:53.465
47	4	2:57.955	50.892	1:20.285	46.778	203.4	2:27:51.420
48	4	3:04.614	50.390	1:25.036	49.188	196.0	2:30:56.034
49	4	3:00.272	51.337	1:21.902	47.033	208.5	2:33:56.306
50	4	3:00.882	51.328	1:22.632	46.922	196.7	2:36:57.188
51	4	3:00.411	51.595	1:21.516	47.300	205.7	2:39:57.599
52	4	2:59.836	50.967	1:22.152	46.717	190.8	2:42:57.435
53	4	2:59.483	50.881	1:22.227	46.375	198.5	2:45:56.918
54	4	2:59.168	50.987	1:21.167	47.014	204.2	2:48:56.086
55	4	3:00.743	51.380	1:22.169	47.194	199.3	2:51:56.829
56	4	3:00.004	51.252	1:21.705	47.047	207.7	2:54:56.833
57	4	3:00.106	50.770	1:22.533	46.803	205.7	2:57:56.939

369 **Greensall Motorsport** — KTM
1.Nigel GREENSALL 1
2.Guner TURKMEN

Lap	D	Time	Sector 1	Sector 2	Sector 3	T. Spd	Elapsed
1	1	2:50.893	52.981	1:15.518	42.394	185.2	2:50.893
2	1	2:40.003	45.795	1:12.057	42.151	229.3	5:30.896
3	1	2:39.123	46.034	1:11.764	41.325	229.3	8:10.019
4	1	2:37.204	44.877	1:11.137	41.190	233.3	10:47.223
5	1	2:36.608	44.667	1:10.797	41.144	232.8	13:23.831
6	1	2:37.694	44.745	1:11.679	41.270	232.8	16:01.525
7	1	2:39.050	44.993	1:12.078	41.979	231.8	18:40.575
8	1	2:38.654	45.298	1:11.367	41.989	232.3	21:19.229
9	1	2:40.126	44.961	1:11.941	43.224	232.8	23:59.355
10	1	2:40.040	45.444	1:12.762	41.834	229.3	26:39.395
11	1	2:39.945	45.416	1:12.875	41.654	232.3	29:19.340
12	1	2:38.250	44.780	1:12.023	41.447	230.3	31:57.590
13	1	2:39.793	45.268	1:13.075	41.450	231.8	34:37.383
14	1	2:38.379	44.845	1:11.962	41.572	233.3	37:15.762
15	1	2:39.383	45.359	1:12.063	41.961	231.3	39:55.145
16	1	2:41.851	44.915	1:13.021	43.915	228.8	42:36.996
17	1	2:40.660	45.615	1:12.959	42.086	230.3	45:17.656
18	1	4:16.035	2:23.140	1:11.580	41.315	215.1	49:33.691
19	1	2:36.642	44.737	1:10.878	41.027	232.8	52:10.333
20	1	2:36.179	44.453	1:09.916	41.810	232.3	54:46.512
21	1	2:35.076	44.223	1:10.017	40.836	231.8	57:21.588
22	1	2:33.910	43.914	1:09.555	40.441	234.8	59:55.498
23	1	2:33.517	43.709	1:09.499	40.309	236.3	1:02:29.015
24	1	2:32.830	43.725	1:08.863	40.242	235.3	1:05:01.845
25	1	2:33.427	43.652	1:09.309	40.466	236.3	1:07:35.272
26	1	2:32.614	43.681	1:08.852	40.081	234.8	1:10:07.886
27	1	2:33.950	43.816	1:09.653	40.481	233.8	1:12:41.836
28	1	2:33.348	43.771	1:08.885	40.692	234.8	1:15:15.184
29	1	2:36.182	44.224	1:11.096	40.862	231.3	1:17:51.366
30	1	2:34.901	44.961	1:09.473	40.467	235.8	1:20:26.267
31	1	2:33.218	44.104	1:09.200	39.914	233.3	1:22:59.485
32	1	2:34.291	44.385	1:09.346	40.560	234.8	1:25:33.776
33	1	2:32.673	43.821	1:08.785	40.067	234.8	1:28:06.449
34	1	2:43.903	46.052	1:14.429	43.422	236.3	1:30:50.352
35	1	4:38.787	2:42.429	1:14.284	42.074	214.3	1:35:29.139
36	1	3:57.370	56.356	2:09.105	51.909	117.1	1:39:26.509
37	1	2:59.384	52.633	1:19.603	47.148	215.1	1:42:25.893
38	1	3:41.244	52.221	1:19.937	1:29.086	187.5	1:46:07.137
39	1	3:41.371	1:06.064	1:38.526	56.781	145.2	1:49:48.508
40	1	2:42.477	46.402	1:13.120	42.955	228.8	1:52:30.985
41	1	2:40.783	45.174	1:13.593	42.016	232.8	1:55:11.768
42	1	2:40.434	45.064	1:13.310	42.060	234.3	1:57:52.202
43	1	2:39.797	45.296	1:12.664	41.837	232.3	2:00:31.999
44	1	2:40.659	45.100	1:13.478	42.081	233.3	2:03:12.658

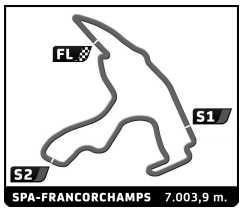

BELCAR ENDURANCE CHAMPIONSHIP

SPA RACING FESTIVAL

RACE

Sector Analysis

Personal Best | Session Best | **B** Crossing the finish line in pit lane

Lap	D	Time	Sector 1	Sector 2	Sector 3	T. Spd	Elapsed
45	1	2:39.729	45.286	1:12.623	41.820	233.8	2:05:52.387
46	1	2:38.910	44.855	1:12.082	41.973	228.3	2:08:31.297
47	1	2:39.566	45.013	1:13.075	41.478	213.4	2:11:10.863
48	1	2:43.790	44.887	1:17.097	41.806	228.8	2:13:54.653
49	1	2:40.508	46.636	1:12.340	41.532	229.8	2:16:35.161
50	1	2:41.016	44.678	1:14.179	42.159	230.8	2:19:16.177
51	1	4:04.515	2:11.636	1:11.676	41.203	213.0	2:23:20.692
52	1	2:35.548	44.503	1:10.224	40.821	231.8	2:25:56.240
53	1	2:35.434	44.211	1:10.179	41.044	232.8	2:28:31.674
54	1	2:34.606	44.333	1:09.940	40.333	232.8	2:31:06.280
55	1	2:35.762	44.102	1:10.696	40.964	233.8	2:33:42.042
56	1	2:34.357	44.112	1:09.873	40.372	233.3	2:36:16.399
57	1	2:36.213	44.030	1:09.869	42.314	233.8	2:38:52.612
58	1	2:36.128	44.035	1:11.457	40.636	235.8	2:41:28.740
59	1	2:35.789	44.012	1:09.631	42.146	233.8	2:44:04.529
60	1	2:33.463	43.981	1:09.044	40.438	233.8	2:46:37.992
61	1	2:36.872	45.503	1:10.637	40.732	212.2	2:49:14.864
62	1	2:35.828	44.069	1:09.663	42.096	233.3	2:51:50.692
63	1	2:36.285	45.689	1:09.288	41.308	227.4	2:54:26.977
64	1	2:33.068	43.615	1:09.090	40.363	235.8	2:57:00.045

911 **Speedlover** — Porche 991 — 1
1.Jean-Pierre VERHOEVEN
2.Jaxon VERHOEVEN

Lap	D	Time	Sector 1	Sector 2	Sector 3	T. Spd	Elapsed
1	1	2:43.835	51.142	1:12.639	40.054	206.9	2:43.835
2	1	2:31.953	43.274	1:09.764	38.915	249.4	5:15.788
3	1	2:31.122	42.693	1:09.307	39.122	252.9	7:46.910
4	1	2:30.457	42.240	1:09.279	38.938	246.6	10:17.367
5	1	2:33.783	43.102	1:10.839	39.842	244.9	12:51.150
6	1	2:31.601	42.341	1:10.063	39.197	254.7	15:22.751
7	1	2:31.959	42.761	1:09.632	39.566	245.5	17:54.710
8	1	2:31.350	42.388	1:09.272	39.690	255.3	20:26.060
9	1	2:31.874	42.994	1:09.558	39.322	235.3	22:57.934
10	1	2:31.292	42.240	1:09.793	39.259	254.7	25:29.226
11	1	2:32.017	42.301	1:09.803	39.913	250.0	28:01.243
12	1	2:30.234	42.328	1:09.056	38.850	254.1	30:31.477
13	1	2:32.643	42.810	1:10.617	39.216	241.6	33:04.120
14	1	2:32.004	42.561	1:09.500	39.943	251.7	35:36.124
15	1	2:31.693	42.096	1:10.388	39.209	259.0	38:07.817
16	1	2:32.378	42.127	1:09.866	40.385	249.4	40:40.195
17	1	2:32.657	43.224	1:10.250	39.183	231.8	43:12.852
18	1	2:31.826	42.392	1:10.064	39.370	238.4	45:44.678
19	1	2:32.476	42.391	1:10.727	39.358	242.7	48:17.154
20	1	2:32.992	42.568	1:10.549	39.875	248.3	50:50.146
21	1	2:34.647	42.671	1:11.391	40.585	244.3	53:24.793
22	1	2:32.800	42.405	1:11.101	39.294	231.8	55:57.593
23	1	2:33.713	42.322	1:11.545	39.846	233.8	58:31.306
24	1	2:32.561	42.437	1:10.835	39.289	247.7	1:01:03.867
25	1	2:33.740	43.274	1:10.888	39.578	240.5	1:03:37.607
26	1	2:32.798	42.250	1:10.873	39.675	246.6	1:06:10.405
27	1	2:35.171	43.319	1:12.374	39.478	238.4	1:08:45.576
28	1	2:35.160	43.063	1:11.549	40.548	233.3	1:11:20.736
29	1	5:41.749	3:42.170	1:17.601	41.978	184.3	1:17:02.485
30	1	2:35.201	44.240	1:11.108	39.853	229.3	1:19:37.686
31	1	2:33.239	42.486	1:11.533	39.220	239.5	1:22:10.925
32	1	2:32.229	42.401	1:09.493	40.335	232.8	1:24:43.154
33	1	2:32.942	44.238	1:09.421	39.283	223.1	1:27:16.096
34	1	2:35.041	42.208	1:10.380	42.453	240.5	1:29:51.137
35	1	2:54.849	1:03.894	1:10.922	40.033	165.6	1:32:45.986
36	1	4:00.052	1:55.284	1:13.859	50.909	210.1	1:36:46.038
37	1	3:06.075	50.743	1:23.134	52.198	197.4	1:39:52.113
38	1	3:05.826	51.964	1:24.307	49.555	165.1	1:42:57.939
39	1	3:21.480	50.996	1:23.707	1:06.777	184.9	1:46:19.419
40	1	3:38.838	1:05.546	1:36.137	57.155	120.7	1:49:58.257
41	1	2:37.235	43.512	1:12.706	41.017	225.9	1:52:35.492
42	1	2:34.959	42.066	1:12.855	40.038	226.9	1:55:10.451
43	1	2:31.379	41.958	1:09.010	40.411	243.2	1:57:41.830
44	1	2:32.612	42.957	1:10.280	39.375	248.8	2:00:14.442
45	1	2:30.038	42.285	1:08.660	39.093	248.3	2:02:44.480
46	1	2:31.019	42.967	1:09.182	38.870	234.8	2:05:15.499
47	1	2:31.763	41.889	1:09.344	40.530	231.8	2:07:47.262
48	1	2:30.114	41.953	1:08.920	39.241	258.4	2:10:17.376
49	1	2:33.411	42.556	1:10.126	40.729	235.8	2:12:50.787
50	1	2:30.792	42.025	1:09.841	38.926	249.4	2:15:21.579
51	1	2:31.671	42.016	1:10.994	38.661	246.0	2:17:53.250
52	1	2:29.475	41.918	1:08.937	38.620	249.4	2:20:22.725
53	1	2:29.892	42.048	1:08.999	38.845	248.3	2:22:52.617
54	1	2:32.760	42.979	1:09.510	40.271	247.7	2:25:25.377
55	1	2:33.094	41.813	1:11.191	40.090	251.7	2:27:58.471
56	1	2:31.930	41.761	1:09.548	40.621	252.3	2:30:30.401
57	1	2:33.717	42.163	1:11.827	39.727	247.7	2:33:04.118
58	1	2:30.685	42.149	1:09.142	39.394	249.4	2:35:34.803
59	1	2:29.950	41.768	1:09.418	38.764	254.1	2:38:04.753
60	1	2:31.935	44.059	1:09.126	38.750	245.5	2:40:36.688
61	1	2:30.735	41.916	1:09.816	39.003	254.7	2:43:07.423
62	1	2:32.856	42.595	1:10.536	39.725	256.5	2:45:40.279
63	1	2:32.239	42.162	1:10.053	40.024	236.8	2:48:12.518
64	1	2:32.272	42.354	1:09.758	40.160	258.4	2:50:44.790
65	1	2:34.223	42.220	1:12.288	39.715	246.0	2:53:19.013
66	1	2:32.440	42.356	1:10.311	39.773	250.0	2:55:51.453
67	1	2:34.949	44.914	1:10.606	39.429	236.3	2:58:26.402

991 **No Speed Limit** — Porche 991 — 1
1.Fred BOUVY
2.Damien COENS
3.Simon TOURNEUR

Lap	D	Time	Sector 1	Sector 2	Sector 3	T. Spd	Elapsed
1	2	2:51.510	58.974	1:11.889	40.647	216.4	2:51.510
2	2	2:31.376	42.641	1:08.827	39.908	248.3	5:22.886
3	2	2:31.012	43.396	1:08.619	38.997	249.4	7:53.898
4	2	2:29.070	41.899	1:08.292	38.879	257.8	10:22.968
5	2	2:29.550	41.971	1:08.507	39.072	259.6	12:52.518
6	2	2:30.489	42.190	1:09.261	39.038	257.1	15:23.007
7	2	2:32.320	42.946	1:10.046	39.328	233.8	17:55.327
8	2	2:30.927	42.110	1:09.476	39.341	242.7	20:26.254
9	2	2:30.620	42.595	1:09.003	39.022	257.8	22:56.874
10	2	2:29.968	41.822	1:09.002	39.144	259.0	25:26.842
11	2	2:31.107	41.811	1:09.740	39.556	253.5	27:57.949
12	2	2:30.512	42.027	1:08.893	39.592	254.7	30:28.461
13	2	2:32.774	42.091	1:10.375	40.308	235.3	33:01.235
14	2	2:30.643	41.832	1:09.595	39.216	250.0	35:31.878
15	2	2:29.948	41.771	1:09.033	39.144	252.9	38:01.826
16	2	2:32.578	42.159	1:11.319	39.100	248.8	40:34.404
17	2	2:31.446	42.364	1:09.522	39.560	254.7	43:05.850
18	2	2:30.385	42.045	1:09.265	39.075	256.5	45:36.235
19	2	2:30.701	41.734	1:10.098	38.869	238.4	48:06.936
20	2	2:30.631	41.660	1:10.110	38.861	244.9	50:37.567
21	2	2:31.852	41.602	1:10.579	39.671	257.8	53:09.419
22	2	2:30.697	41.630	1:09.993	39.074	248.3	55:40.116
23	2	2:32.241	41.643	1:10.880	39.718	251.7	58:12.357

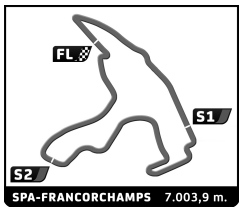

BELCAR ENDURANCE CHAMPIONSHIP

SPA RACING FESTIVAL

RACE

Sector Analysis

Personal Best Session Best **B** Crossing the finish line in pit lane

Lap	D	Time	Sector 1	Sector 2	Sector 3	T. Spd	Elapsed	Lap	D	Time	Sector 1	Sector 2	Sector 3	T. Spd	Elapsed
24	2	2:34.347	42.325	1:12.275	39.747	242.7	1:00:46.704								
25	2	2:38.258 **B**	41.801	1:09.787	46.670	247.1	1:03:24.962								
26	3	4:24.241	2:34.199	1:11.177	38.865	222.2	1:07:49.203								
27	3	7:42.919	42.281	5:26.871	1:33.767	240.0	1:15:32.122								
28	3	4:38.322	2:42.134	1:15.254	40.934	183.4	1:20:10.444								